



# ARKANSAS RAZORBACKS

1 National Championship » 6 Final Four Appearances » 10 Sweet 16 Appearances » 31 NCAA Tournament Bids

## >> 2016-17 SCHEDULE »

Overall: 18-7 | SEC: 7-5 | H: 12-3 | A: 4-4 | N: 2-0

### NOVEMBER (4-1)

		W/L	SCORE
11	Fort Wayne	SEC Network +	W 92-83
14	Southern Illinois	SEC Network +	W 90-65
18	UT Arlington	SEC Network +	W 71-67
22	at Minnesota	ESPN3	L 85-71
28	Mount St. Mary's	SEC Network +	W 89-76

### DECEMBER (7-1)

1	Stephen F. Austin	SEC Network	W	78-62
3	Austin Peay	SEC Network +	W	99-62
6	Houston	SEC Network	W	84-72
10	North Florida	SEC Network	W	91-76
17	Texas^	ESPNU	W	77-74
20	North Dakota St.	SEC Network	W	71-55
22	Sam Houston St.#		W	90-56
29	Florida*	SEC Network	L	81-72

### JANUARY (5-3)

3	at Tennessee*	SEC Network	W 82-78
7	at Kentucky*	ESPN	L 97-71
10	Mississippi State*	SEC Network	L 84-78
14	Missouri*	SEC Network	W 92-73
17	at Texas A&M*	SEC Network	W 62-60
21	LSU*	SEC Network	W 99-86
24	at Vanderbilt*	SEC Network	W 71-70
28	at Oklahoma St.%	ESPNU	L 99-71

### FEBRUARY (1-2)

1	Alabama*	SEC Network	W 87-68
4	at Missouri*	SEC Network	L 83-78
7	Vanderbilt*	SEC Network	L 72-59
11	at LSU*	SEC Network	W 78-70
15	at South Carolina*	SEC Network	5:30 p.m.
18	Ole Miss*	SEC Network	5 p.m.
22	Texas A&M*	SEC Network	7:30 p.m.
25	at Auburn*	SEC Network	7:30 p.m.

### MARCH (0-0)

1	at Florida*	ESPN2	6 p.m.
4	Georgia*	ESPN/2	1 p.m.
8-12 SEC Tournament Nashville, Tenn.			

All times Central and subject to change  
 # at Verizon Arena (North Little Rock, Ark.)  
 ^ Lone Star Shootout (Houston, Texas)  
 % Big12/SEC Challenge  
 \* SEC Game

## >> THE MATCHUP »

### ARKANSAS RAZORBACKS (18-7, 7-5 SEC)

Head Coach: Mike Anderson (Tulsa '82)  
 Record at Arkansas: 120-71 (6th Season)  
 Overall Record: 320-169 (15th Season)



### NO. 21 SOUTH CAROLINA (20-5, 10-2 SEC)

Head Coach: Frank Martin (FIU, '93)  
 Record at USC: 90-68 (5th Season)  
 Overall Record: 207-122 (10th Season)



## >> #FASTEST40 FACTS »

• Mike Anderson's 18 SEC road wins in the last five-plus seasons is four more than Arkansas had in the previous 10 years before he took over.

• The Razorbacks are 8-5 in their last 13 games away from Bud Walton Arena, including a 6-2 mark in the last eight SEC road contests.

• Arkansas is the only SEC team to win five straight conference games in three of the last four years.

• Arkansas has rallied from at least a 12-point deficit in all four of its SEC road wins this season.

• The Razorbacks last beat an AP Top 25 team on Jan. 27, 2016, knocking off No. 5 Texas A&M in BWA.

• With Saturday's win at LSU, the Razorbacks have road wins over 12 different SEC opponents in the last four years, joining Florida (13) and Kentucky (13) as the only schools to accomplish the feat. Arkansas is only missing a road win at Florida.

• The Razorbacks are tied for fourth in the country with 23 games scoring 70-plus points this year. Arkansas has failed to hit the 70-point plateau only twice this season.

• The Razorbacks are 5-0 in their last five contests decided by one possession, the longest such streak since the 1994-95 season.

• Arkansas has won six straight games decided by four points or less, including four of those coming on the road.

## >> GAMEDAY INFORMATION »

**DATE:** Wednesday, Feb. 15, 2017 | 5:30 p.m. CT  
**LOCATION:** Colonial Life Arena (Columbia, S.C.)  
**TV:** SEC Network | WatchESPN  
**TALENT:** Dave Neal (PXP), Chris Spatola (Analyst)  
**RADIO:** Razorback/IMG Sports Network  
**TALENT:** Chuck Barrett (PXP), Matt Zimmerman (Analyst)  
**STATS:** ArkansasRazorbacks.com | StatBroadcast  
**SERIES RECORD:** Arkansas leads, 17-13  
**NEXT UP:** South Carolina - Saturday, Feb. 18 at 5 p.m. CT

## >> A WIN WOULD... »

- Give the Razorbacks a road win over an AP Top 25 opponent for the first time since defeating No. 17 Kentucky on Feb. 27, 2014
- Tie South Carolina for the most road wins in SEC play with five.
- Give Arkansas its third victory over the Gamecocks in the last four meetings and the second straight in Columbia.


## DUSTY HANNAHS »



## >> HOW THEY COMPARE » BY THE NUMBERS »

	80.1	.461	.375	36.4	14.5	4.8	7.5	74.2	.425	.341	+0.6	1.2
	≈	≈	≈	≈	≈	≈	≈	≈	≈	≈	≈	≈
	POINTS	FG%	3FG%	BOARDS	ASSISTS	BLOCKS	STEALS	SCORING DEFENSE	FG% DEFENSE	3FG% DEFENSE	REBOUND MARGIN	AST-TO RATIO
	73.4	.419	.356	37.2	13.1	4.2	8.2	63.1	.387	.274	+1.6	1.0

#FASTEST40



## NUMERICAL ROSTER »

No.	Name	Pos.	Ht.	Wt.	Yr.	Hometown/High School/Last School
0	Jaylen Barford	G	6-3	202	Jr.	Jackson, Tenn. / Motlow State CC
1	Trey Thompson	F	6-9	265	Jr.	Madison, Ark. / Forrest City HS
2	Adrio Bailey	F	6-6	204	Fr.	Campti, La. / Lakeview HS
3	Dusty Hannahs	G	6-3	203	Sr.	Little Rock, Ark. / Pulaski Academy / Texas Tech
4	Daryl Macon	G	6-3	185	Jr.	Little Rock, Ark. / Parkview HS / Holmes CC
5	Arlando Cook	F	6-8	215	Jr.	St. Louis, Mo. / Madison Prep / Connors State College
11	RJ Glasper	G	5-10	168	Fr.	Forrest City, Ark. / Forrest City HS
12	Brachen Hazen	F	6-8	195	Fr.	Fort Wayne, Ind. / Columbia City HS
13	Dustin Thomas	F	6-8	225	R-Jr.	Texarkana, Texas / Pleasant Grove HS / Colorado
15	Jonathan Holmes	G	Fr.	5-10	190	Columbia, Ill./Columbia HS
21	Manuale Watkins	G	6-3	222	Sr.	Fayetteville, Ark./Fayetteville HS
23	C.J. Jones	G	6-5	175	Fr.	Birmingham, Ala. / Central Park Christian
31	Anton Beard	G	6-0	198	Jr.	N. Little Rock, Ark./North Little Rock HS
33	Moses Kingsley	F	6-10	230	Sr.	Abuja, Nigeria/Huntington Prep (W. Va.)

## COACHING STAFF »

Title	Name	Experience	Alma Mater
Head Coach	Mike Anderson	6th Year	Tulsa, '82
Associate Head Coach	Melvin Watkins	6th Year	Charlotte, '77
Assistant Coach	TJ Cleveland	6th Year	Arkansas, '02
Assistant Coach	Scotty Thurman	1st Year	Philander-Smith, '03
Director of Operations	Matt Zimmerman	6th Year	Arkansas, '90
Director of S-A Development	Jeff Daniels	6th Year	Montevallo, '82
Video Coordinator	Will Bartlett	6th Year	Missouri, '09
Special Assistant to the HC	Lee Mayberry	3rd Year	Arkansas, '15
Graduate Assistant	Kikko Haydar	2nd Year	Arkansas, '14
Graduate Assistant	Riley Hall	2nd Year	Arkansas, '16
Athletic Trainer	Dave England	33rd Year	Arkansas, '80



**Jaylen Barford**  
Jr. | G | 6-3 | 202



**Trey Thompson**  
Jr. | F | 6-9 | 265



**Adrio Bailey**  
Fr. | F | 6-6 | 204



**Dusty Hannahs**  
R-Sr. | G | 6-3 | 210



**Daryl Macon**  
Jr. | G | 6-3 | 185



**Arlando Cook**  
Jr. | F | 6-8 | 215



**RJ Glasper**  
Fr. | G | 5-10 | 168



**Brachen Hazen**  
Fr. | F | 6-8 | 195



**Dustin Thomas**  
R-Jr. | F | 6-8 | 225



**Manuale Watkins**  
Sr. | G | 6-3 | 222



**C.J. Jones**  
Fr. | G | 6-5 | 175



**Anton Beard**  
Jr. | G | 6-0 | 198



**Moses Kingsley**  
Sr. | F | 6-10 | 230



**Mike Anderson**  
Head Coach - 6th Season

## A-Z ROSTER »

No.	Name	Yr.
2	Bailey, Adrio	Fr.
0	Barford, Jaylen	Jr.
3	Beard, Anton	Jr.
5	Cook, Arlando	Jr.
11	Glasper, RJ	Fr.
3	Hannahs, Dusty	Sr.
12	Hazen, Brachen	Fr.
15	Jonathan Holmes	Fr.
23	Jones, C.J.	Fr.
33	Kingsley, Moses	Sr.
4	Macon, Daryl	Jr.
1	Thompson, Trey	Jr.
13	Thomas, Dustin	R-Jr.
21	Watkins, Manuale	Sr.

## BY STATE »

<b>Alabama (1)</b>		
23	Jones, C.J.	Fr.
<b>Arkansas (6)</b>		
3	Beard, Anton	Jr.
11	Glasper, RJ	Fr.
4	Macon, Daryl	Jr.
3	Hannahs, Dusty	Sr.
1	Thompson, Trey	Jr.
21	Watkins, Manuale	Sr.
<b>Illinois (1)</b>		
15	Holmes, Jonathan	Fr.
<b>Indiana (1)</b>		
12	Hazen, Brachen	Fr.
<b>International (1)</b>		
33	Kingsley, Moses	Sr.
<b>Louisiana (1)</b>		
2	Bailey, Adrio	Fr.
<b>Missouri (1)</b>		
5	Cook, Arlando	Jr.
<b>Tennessee (1)</b>		
0	Barford, Jaylen	Jr.
<b>Texas (1)</b>		
13	Thomas, Dustin	R-Jr.

## BY CLASS »

<b>FRESHMEN (4)</b>		
2	Bailey, Adrio	Fr.
11	Glasper, RJ	Fr.
12	Hazen, Brachen	Fr.
15	Holmes, Jonathan	Fr.
23	Jones, C.J.	Fr.
<b>JUNIORS (6)</b>		
0	Barford, Jaylen	Jr.
3	Beard, Anton	Jr.
5	Cook, Arlando	Jr.
4	Macon, Daryl	Jr.
1	Thompson, Trey	Jr.
13	Thomas, Dustin	R-Jr.
<b>SENIORS (3)</b>		
3	Hannahs, Dusty	Sr.
33	Kingsley, Moses	Sr.
21	Watkins, Manuale	Sr.

## THE PRONUNCIATIONS »

Adrio Bailey: A-Dree-O  
Brachen Hazen: Brack-en Haiz-en  
Manuale Watkins: Man-YOU-L

**MACON DRAWS FIRST BLOOD »**

• Daryl Macon has scored Arkansas' first points in nine of the last 17 games, with seven of those nine buckets coming from behind the arc.

**MAKE 'EM PAY »**

• Arkansas has scored double-digit points off turnovers in 24 of 25 games this season, including 20-plus points off miscues eight different times.

**MAKIN' THE FREEBIES »**

• The Razorbacks are third in the SEC and rank 48th in the country in free throw percentage at 74.5 percent, averaging 18.2 made free throws per game.

• Arkansas is the only program in the country with two players in the top 40 in the nation in free throw percentage as Dusty Hannahs is 35th at .884 and Daryl Macon is 40th at .876.

• Arkansas has two of the top five free throw shooters in the SEC. Hannahs is third in the conference and Macon is fifth.

• Macon (29) and Hannahs (26) each have streaks of 25-plus made free throws this season.

**THE SPLASH ZONE EFFECT »**

• Arkansas ranks second in the SEC in 3-point field goal percentage at .375, but has the third fewest attempts in the league at 448, which is 204 fewer than league-leader Vanderbilt.

• The Razorbacks have made at least one 3-pointer in 931 consecutive games dating back to Jan. 7, 1989 against Texas.

**RUNS AND STREAKS »**

• Arkansas has recorded runs of at least 10-0 on 20 different occasions this year, including a season-high 21-0 run against Austin Peay on Dec. 3. The Razorbacks have multiple 10-0 runs in six games this year.

• The Razorbacks have held opponents scoreless for three-plus minutes 40 times this year, including at least once in 20 of 25 games this season. Arkansas held UT Arlington scoreless for a season-best 7:11 during the second half, going on a 15-0 run.

• Arkansas is -14 in scoring in the first half and +163 in the second half.

**SHARING IS CARING »**

• Arkansas is tied for 22nd in the country with six games of 20-plus assists this season after recording 20 helpers against LSU. The Razorbacks are 38-3 in the Mike Anderson era when dishing out 20-plus assists.

**BUILDING BLOCKS »**

• Moses Kingsley is 15th in the country with 2.64 blocks per game this season and has recorded at least one block in 54 of his last 58 contests.

• Has multiple blocks in 17 games, and is T-13th in the country with four games of 5+ blocks. He is also T-9th with 13 games of 3+ blocks.

• Is currently the SEC's active leader with 229 career blocks.

**ELITE COMPANY »**

• With a season-high 24-point performance against LSU, Moses Kingsley joined Razorback legend Oliver Miller as the only players in program history to reach 1,000 points, 600 rebounds and 200 blocks as a Razorback.

Player	Gms	Rbds	Blks	Pts
Oliver Miller	137	886	345	1,674
<b>Moses Kingsley</b>	<b>125</b>	<b>678</b>	<b>229</b>	<b>1,060</b>

*Note - Miller will be recognized as an Allstate® SEC Legend at the 2017 SEC Tournament.*

**THE OTHER GUYS' RPI »**

Opponent	W/L	RPI
Kentucky	L (A)	9
Florida	L (H)	10
South Carolina	--	23
Minnesota	L (A)	24
Oklahoma State	L (A)	29
UT Arlington	W (H)	44
Tennessee	W (A)	46
Georgia	--	53
Houston	W (H)	57
Ole Miss	--	59
Vanderbilt	W (A); L (H)	64
Auburn	--	67
Alabama	W (H)	74
North Dakota State	W (H)	91
Texas A&M	W (A)	94
Mississippi State	L (H)	121
Sam Houston State	W (N)	142
Texas	W (N)	143
LSU	W (H); W (A)	149
Fort Wayne	W (H)	154
Mount Saint Mary's	W (H)	170
Southern Illinois	W (H)	176
Stephen F. Austin	W (H)	230
Missouri	W (H); L (A)	242
North Florida	W (H)	256
Austin Peay	W (H)	271

**THE RPI BREAKDOWN »**

vs 1-50	2-4
vs 51-100	5-1
vs 101-200	7-1
vs 201+	4-1
Overall	18-7

• Arkansas checks in at No. 43 in the daily NCAA RPI with wins in five of the last eight games. The SEC has six top 50 teams and 11 teams in the top 100.

**RECORD BREAKDOWN**

At Home (Bud Walton Arena)	12-3
On The Road	4-4
Neutral	1-0
Neutral (Verizon Arena)	1-0
White Uniforms	13-3
Cardinal Uniforms	5-3
Anthracite Uniforms	0-1

**HALFTIME/LEADS/OVERTIME**

Leading at the half, home	9-0
Leading at the half, road/neutral	1-0
Tied at the half, home	1-0
Tied at the half, road/neutral	1-0
Trailing at the half, home	2-3
Trailing at the half, road/neutral	4-4
Games decided by 5 points or fewer	5-1
Games decided by 10 points or fewer	7-3
Leading with 5:00 left	15-0
Leading with 2:00 left	16-0
Overtime games	0-0

**OFFENSE**

Scoring less than 70 points	1-1
Scoring 70-79 points	6-6
Scoring 80-89 points	4-0
Scoring 90-99 points	7-0
Scoring 100+ points	0-0
2 Players Or Less in Double Figures	2-1
3 Players in Double Figures	3-2
4 Players in Double Figures	6-4
5 Players in Double Figures	6-0
6 Players in Double Figures	1-0
7 Players in Double Figures	0-0
1 Player Scores 20 Points	3-2
2 Players Score 20 Points	0-0
When shooting 50 percent or higher	8-1
When shooting less than 50 percent	10-6

**REBOUNDING/TURNOVERS**

When outrebounding opponent	13-2
When outrebounded	5-4
When rebounds are even	0-1
When grabbing 10+ offensive reb	15-6
When forcing 15+ turnovers	8-2
When committing less than 15 turnovers	17-5
When committing 15+ turnovers	1-2

**Top Scorers (Includes Ties)**

Dusty Hannahs	8-2
Daryl Macon	8-2
Moses Kingsley	2-1
Jaylen Barford	1-2
Adrio Bailey	1-0
Anton Beard	1-0

**Top Rebounders (Includes Ties)**

Moses Kingsley	14-4
Dustin Thomas	3-3
Anton Beard	1-0
Jaylen Barford	1-0
Manuale Watkins	1-2
Adrio Bailey	1-0
Arlando Cook	1-0
Daryl Macon	1-0

**Months**

In November	4-1
In December	7-1
In January	5-3
In February	2-2

## » QUICK FACTS »

### ABOUT ARKANSAS

Location.....	Fayetteville, Ark.
Enrollment .....	27,194
Founded.....	1871
Colors .....	Cardinal (PMS 201) and White
Nickname.....	Razorbacks
Conference.....	Southeastern (SEC)
Arena (Capacity).....	Bud Walton Arena (19,200)

### ADMINISTRATION

System President.....	Dr. Donald R. Bobbitt
Chancellor.....	Dr. Joseph E. Steinmetz
Vice Chancellor and Athletic Director .....	Jeff Long
Faculty Representative .....	Dr. Sharon Hunt

### COMMUNICATIONS

Associate Communications Director.....	David Beall
Email .....	jdb048@uark.edu
Office Phone.....	479-575-3114
Cell Phone.....	479-445-5336
Twitter .....	@Beall_sid
Secondary Contact .....	Brent Hull
Email .....	bwh003@uark.edu
Office Fax.....	479-575-7481
Athletic Website .....	ArkansasRazorbacks.com
Bud Walton Arena Press Row.....	479-575-6622
Arkansas Ticket Office.....	479-575-5151

### HISTORY

First Year .....	1923-24
Seasons.....	94th
Overall Conference Championships . 24 (2 SEC, 22 SWC)	
SEC Overall Championships .....	2 (1992, 1994)
SEC Division Championships ..	4 (1992, 1993, 1994, 1995)
SEC Tournament Championships .....	1 (2000)
NCAA Tournament Bids .....	31*
National Championships.....	1 (1994)
National Runner-Up.....	1 (1995)
NCAA Final Fours.....	6 (1941, 1945, 1978, 1990, 1994, 1995)
NCAA Elite Eight .....	6 (1978, 1979, 1990, 1994, 1995)
NCAA Sweet 16 .....	10
NIT Record (App.) .....	5-4 (3)

\* - Arkansas also received a bid in 1944 but was unable to participate due to a car accident. Total number of appearances is 30.

## » THE LITTLE THINGS MATTER »

Player	Deflections	Charges	Steals	Dunks	Blocks
Adrio Bailey	36	2	7	4	7
Jaylen Barford	85	--	25	6	4
Anton Beard	84	5	25	--	--
Arlando Cook	60	--	10	--	10
Dusty Hannahs	43	2	12	--	2
Brachen Hazen	2	--	--	--	--
Jonathan Holmes	1	--	--	--	--
C.J. Jones	14	--	1	2	5
Moses Kingsley	153	4	19	10	66
Daryl Macon	84	2	27	3	2
Trey Thompson	74	--	13	4	19
Dustin Thomas	73	3	16	2	4
Manuale Watkins	80	1	33	--	--
<b>Totals</b>	<b>789</b>	<b>19</b>	<b>188</b>	<b>31</b>	<b>112</b>

## » HONORS AND AWARDS »

### Moses Kingsley

- Allstate NABC Good Works Team Nominee
- Preseason SEC Player of the Year (Media)
- Preseason first team All-SEC (Coaches)
- Wooden Award Watch List
- Naismith Trophy Watch List
- Kareem Abdul-Jabbar Award Watch List
- Lute Olson Award Watch List
- Ranked No. 6 big man in the country by NBC Sports
- Ranked No. 21 player in the nation by NBC Sports
- Ranked No. 18 player in the nation by CBS Sports

### Dusty Hannahs

- Preseason second team All-SEC (Coaches)
- Jerry West Award Watch List
- Ranked No. 97 player in the nation by CBS Sports

### Jaylen Barford

- One of 15 Impact JUCO Transfers by Jon Rothstein

### Daryl Macon

- One of 15 Impact JUCO Transfers by Jon Rothstein
- MVP of the Lone Star Shootout

### Watch List Note

- Arkansas is one of 7 programs in the country to put players on watch lists for the Jerry West Award as the top shooting guard in the country and the Kareem Abdul-Jabbar Award as the nation's top center.

## » PROHOGS BY THE NUMBERS »

# #PR HOGS

# 37

» Arkansas has had 37 all-time NBA Draft selections from 35 different players in program history.

# 16

» The Razorbacks have 16 All-Star game appearances by Joe Johnson (7), Sidney Moncrief (5) and Alvin Robertson (4).

# 12

» Arkansas has 12 first round NBA Draft picks in program history with Sidney Moncrief going No. 5 overall in 1979.

## #PROHOGS PRODUCTION »

Arkansas has had 29 former players go on to play in the NBA, including three this season as listed below.

Player	Team	Yrs	Draft Class
Joe Johnson	Jazz	16th	2001 - 10th (BOS)
Patrick Beverley	Rockets	5th	2009 - 42nd (LAL)
Bobby Portis	Bulls	2nd	2015 - 22nd (CHI)

## MISCELLANEOUS STATISTICS »

### Double-Figure Scoring Games

Player	12-13	13-14	14-15	15-16	16-17	Career
Dusty Hannahs	7	11	--	28	22	68
Moses Kingsley	--	2	2	30	18	52
Anton Beard	--	--	8	7	13	28
Daryl Macon	--	--	--	--	19	19
Jaylen Barford	--	--	--	--	17	17
Manuale Watkins	--	--	0	6	2	8
Dustin Thomas	--	1	3	--	3	7
Trey Thompson	--	--	0	2	--	2
C.J. Jones	--	--	--	--	2	2
Adrio Bailey	--	--	--	--	1	1

### 20-Point Scoring Games

Player	12-13	13-14	14-15	15-16	16-17	Career
Dusty Hannahs	1	1	--	13	3	18
Moses Kingsley	--	0	0	8	1	9
Daryl Macon	--	--	--	--	2	2
Jaylen Barford	--	--	--	--	2	2

### 30-Point Scoring Games

Player	12-13	13-14	14-15	15-16	16-17	Career
Dusty Hannahs	0	0	--	1	--	1

### 3 + Three-Pointers in a Game

Player	12-13	13-14	14-15	15-16	16-17	Career
Dusty Hannahs	6	4	--	18	8	36
Daryl Macon	--	--	--	--	9	9
Anton Beard	--	--	2	1	1	4
Manuale Watkins	--	--	--	--	1	1
Dustin Thomas	--	1	--	--	--	1
C.J. Jones	--	--	--	--	1	1
Jaylen Barford	--	--	--	--	1	1

### 5 + Three-Pointers in a Game

Player	12-13	13-14	14-15	15-16	16-17	Career
Dusty Hannahs	--	1	--	3	3	7

### Double Figure Rebounding Games

Player	12-13	13-14	14-15	15-16	16-17	Career
Moses Kingsley	--	1	0	16	7	24

### Double-Doubles

Player	12-13	13-14	14-15	15-16	16-17	Career
Moses Kingsley	--	1	0	16	4	21

### 5 + Assist Games

Player	12-13	13-14	14-15	15-16	16-17	Career
Daryl Macon	--	--	--	--	5	5
Manuale Watkins	--	0	1	1	--	2
Moses Kingsley	--	0	1	0	1	2
Anton Beard	--	--	--	--	2	2
Trey Thompson	--	--	0	1	--	1
Jaylen Barford	--	--	--	--	1	1

### 3 + Steals in a Game

Player	12-13	13-14	14-15	15-16	16-17	Career
Manuale Watkins	--	0	3	3	4	10
Anton Beard	--	--	4	1	1	6
Moses Kingsley	--	0	0	3	1	4
Jaylen Barford	--	--	--	--	3	3
Daryl Macon	--	--	--	--	2	2
Dustin Thomas	--	--	1	--	1	2
Dusty Hannahs	0	0	--	1	--	1

### 3 + Blocks in a Game

Player	12-13	13-14	14-15	15-16	16-17	Career
Moses Kingsley	--	7	5	13	13	38
Trey Thompson	--	--	0	2	--	2
C.J. Jones	--	--	--	--	1	1
Arlando Cook	--	--	--	--	1	1

## THE SOUTH CAROLINA SERIES »

- Arkansas is looking for its third victory over the Gamecocks in the last four meetings.
- A win would mark the first time since the 1998-99 and 2000-01 games that Arkansas has won back-to-back games in Columbia.

### SERIES INFORMATION

All-Time Series: Arkansas leads, 17-13

Since Arkansas Joined The SEC: Same

In Columbia: South Carolina leads, 7-5

### LAST 5 GAMES

Date	Rank	Opponent	Result	Location
3/5/2016	--	South Carolina	L, 76-61	Fayetteville, Ark.
3/5/2015	18	at South Carolina	W, 71-70	Columbia, S.C.
2/3/2015	--	South Carolina	W, 75-55	Fayetteville, Ark.
3/13/2014	--	vs. South Carolina	L, 71-69	Atlanta, Ga.
2/19/2014	--	South Carolina	W, 71-64	Fayetteville, Ark.

## RECORD WATCH IN 2016-17 »

### MOSES KINGSLEY »

- 26 made free throws shy of tying Darrell Walker for 10th all-time in school history with 333 career free throws made.

- 13 free throw attempts shy of tying Ronnie Brewer for 10th all-time in school history with 486 free throws attempted in a career.

- Is two rebounds shy of tying Scott Hastings for 7th all-time in career rebounds after tying Todd Day for 8th all-time in school history with 673.

- Currently ranks 4th all-time with 229 career blocked shots. Is 23 blocked shots shy of tying Andrew Lang for 3rd in school history.

### DUSTY HANNAHS »

- On pace to finish in the top-three in school history for career free throw percentage.

- 17 made 3-pointers shy of tying Brandon Dean for 10th all-time in school history for made 3-pointers.

- Reached the 1,000-point mark for his career in the season opener against Fort Wayne with 462 coming at Texas Tech and now 896 coming at Arkansas. He needs to average 14.9 points per game for the remainder of the season to finish with 1,000 points as a Razorback.

## PERFECTION IN THE PALACE »

- Since Mike Anderson came back to Arkansas, the Razorbacks are tied for the fifth-most home victories in the country with 92.

- Arkansas is one of five teams in the country with 90-plus wins and 15 or fewer losses at home over the last six seasons. The Razorbacks are 92-15 (.860) at BWA under Anderson.

- The Razorbacks are 55-1 (.982) against unranked non-conference opponents inside Bud Walton Arena under Anderson.

## THE ART OF ORGANIZED CHAOS »

- During the Mike Anderson era over the last five-plus years, Arkansas is tied for sixth in the country and ranks second the nation among high major programs in forcing the opponent to 25-plus turnovers in a game. It's happened nine times and the Razorbacks are 9-0 in those contests. During the same span, Arkansas is 27-2 when forcing 20 turnovers in a game, including 1-0 this season.

## » BY THE NUMBERS »

5

» Five current Razorbacks have received SEC All-Academic honors during their career.

13

» Arkansas has had 13 current and former players graduate since May 2014, averaging four graduates per academic year.

3.0

» Over the last calendar year, the Razorbacks have had a cumulative grade point average of 3.097.

# PLAY HARD ACT RIGHT

• Senior Dusty Hannahs completed his undergrad in December and graduated from the Walton College of Business with a degree in Supply Chain Management.

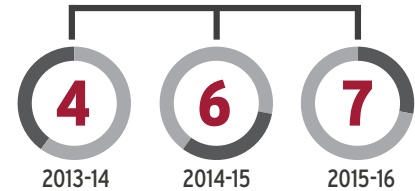
• Moses Kingsley and Manuale Watkins are slated to graduate on time this spring.

• Trey Thompson is set to graduate a year early this summer and start graduate school next fall during his senior year.

• Eleven of the 14 players had a 3.0 or higher GPA during the summer term.

17

SEC Academic Honor Roll Players over the last three seasons



## » THE NATIONAL POLLS »

### Associated Press Poll - (Feb. 13)

RK	TEAM	RECORD	POINTS
1	Gonzaga (60)	26-0	1,620
2	Villanova (5)	24-2	1,564
3	Kansas	22-3	1,493
4	Baylor	22-3	1,394
5	Arizona	23-3	1,301
6	UCLA	23-3	1,276
7	Oregon	22-4	1,229
8	Louisville	20-5	1,204
9	West Virginia	20-5	1,012
10	North Carolina	21-5	1,005
11	Wisconsin	21-4	868
12	Duke	20-5	857
13	<b>Kentucky</b>	<b>20-5</b>	<b>854</b>
14	Virginia	18-6	825
15	<b>Florida</b>	<b>20-5</b>	<b>717</b>
16	Purdue	20-5	682
17	Florida State	21-5	665
18	Cincinnati	22-3	634
19	SMU	22-4	415
20	Creighton	21-4	298
21	<b>South Carolina</b>	<b>20-5</b>	<b>296</b>
22	Saint Mary's	22-3	269
23	Maryland	21-4	136
24	Butler	19-6	129
25	Notre Dame	19-7	122

**Others receiving votes:** Wichita State 87, Xavier 72, Northwestern 60, USC 16, VCU 14, Dayton 4, Middle Tennessee 3, Monmouth 2, Oklahoma State 1, Vermont 1

### USA Today Coaches Poll (Feb. 13)

RK	TEAM	RECORD	POINTS
1	Gonzaga (29)	26-0	797
2	Villanova (3)	24-2	770
3	Kansas	22-3	735
4	Baylor	22-3	665
5	UCLA	23-3	636
6	Arizona	23-3	620
7	Louisville	20-5	607
8	Oregon	22-4	581
9	North Carolina	21-5	511
10	Wisconsin	21-4	494
11	<b>Kentucky</b>	<b>20-5</b>	<b>456</b>
12	West Virginia	20-5	448
13	<b>Florida</b>	<b>20-5</b>	<b>371</b>
14	Duke	20-5	367
15	Virginia	18-6	363
16	Purdue	20-5	318
17	Cincinnati	22-3	312
18	Florida State	21-5	268
19	<b>South Carolina</b>	<b>20-5</b>	<b>198</b>
20	Notre Dame	19-7	167
21	Saint Mary's	22-3	131
22	Creighton	21-4	130
23	SMU	22-4	127
24	Maryland	21-4	90
25	Butler	19-6	80

**Others receiving votes:** Xavier 56, Northwestern 27, USC 24, Wichita State 19, Dayton 8, Kansas State 7, Miami 7, Middle Tennessee 6, New Mexico State 2, Akron 2

## » WEEK-BY-WEEK RANKINGS »

WEEK	AP	COACHES	NCAA RPI
Preseason	NR	RV	--
Nov. 14	NR	RV	--
Nov. 21	NR	RV	--
Nov. 28	NR	RV	--
Dec. 5	NR	RV	19
Dec. 12	NR	RV	29
Dec. 19	NR	RV	26
Dec. 26	RV	RV	19
Jan. 2	NR	NR	41
Jan. 9	NR	NR	26
Jan. 16	NR	NR	41
Jan. 23	NR	NR	33
Jan. 30	NR	NR	29
Feb. 6	NR	NR	36
Feb. 13	NR	NR	43
Feb. 20			
Feb. 27			
March 6			
March 13			
Final			

### The Last time Arkansas was ranked in the AP...

Top 25:	No. 21	March 16, 2015
Top 15:	No. 15	Nov. 14, 2000
Top 10:	No. 6	1994-95 Final Poll
Top 5:	No. 5	March 7, 1995
No. 1:	No. 1	1994-95 Preseason Poll

## DANIEL GAFFORD

El Dorado, Arkansas • El Dorado High School

ESPN.com	★★★★
247Sports.com	★★★★
Rivals.com	★★★★
Scout.com	★★★★
Future150.com	★★★★



- Ranked as the No. 1 player in the state of Arkansas and the No. 11 power forward in the 2017 class by 247Sports.com.

- Is a consensus top 50 player and as high as No. 30 in the class by Rivals.com.

- Averaging a double-double with 17.7 points, 17.1 rebounds and 8.2 blocks per game as a senior.

- Invited to the Nike Academy in Los Angeles in July.

- Participated in the Nike Elite 100 Camp and the Nike Peach Invite with Arkansas Team Portis Wings.

## KHALIL GARLAND

Little Rock, Arkansas • Parkview High School

ESPN.com	★★★★
247Sports.com	★★★★
Rivals.com	★★★
Scout.com	★★★
Future150.com	★★★



- Ranked as the No. 2 player in the state of Arkansas, the No. 12 guard in the 2017 class and No. 54 overall by ESPN.

- Averaging 17.1 points, 5.0 rebounds, 3.1 assists and 2.4 steals a game during his senior season.

- Named the 2016 State Tournament MVP after leading the Patriots to the 2016 Arkansas 6A State Championship behind a 20-point performance in the title game.

- Earned All-State and All-Tournament honors during his junior campaign.

## DARIOUSHALL

Little Rock, Arkansas • Mills Univ. Studies HS

ESPN.com	★★★★
247Sports.com	★★★
Rivals.com	★★★
Scout.com	★★★
Future150.com	★★★



- Ranked as the No. 4 player in the state of Arkansas and the No. 50 power forward in the 2017 class by 247Sports.com.

- Currently averaging 15.8 points, 8.9 rebounds per game as a senior.

- Is a two-time All-State and All-Conference selection at Mills University Studies High School.

- Played in the Nike EYBL Peach Jam for Team Penny.

- Participated in the Adidas Uprising Gauntlet, averaging 15.3 points and 7.0 rebounds per game.



### » A LOOK AT THE FUTURE »

"These three individuals will come in and make the **STATE** of Arkansas **PROUD**." - Mike Anderson

The 2017 All-Arkansas early signees are a unanimous **TOP 25 CLASS** and as high as No. 14 in the country by ESPN.com

"It is **AWESOME** when we can have players in our state come in and **IMPACT** our program." - Mike Anderson

# MIKE ANDERSON



## CAREER NUMBERS

### At Arkansas: 120-71 (6th Year)

2016-17	»	18-7
2015-16	»	16-16
2014-15	»	27-9 (NCAA, Third Round)
2013-14	»	22-12 (NIT, Second Round)
2012-13	»	19-13
2011-12	»	18-14

### At Missouri: 111-57 (5 Years)

2010-11	»	23-11 (NCAA Second Round)
2009-10	»	23-11 (NCAA Second Round)
2008-09	»	31-7 (NCAA Elite Eight)
2007-08	»	16-16
2006-07	»	18-12

### At Alabama-Birmingham (UAB): 89-41 (4 Years)

2005-06	»	24-7 (NCAA First Round)
2004-05	»	22-11 (NCAA Second Round)
2003-04	»	22-10 (NCAA Sweet 16, C-USA Co-Champs)
2002-03	»	21-13 (NIT Quarterfinals)

**Overall Record**     **320-169 (15th Year)**

## IT'S A NUMBERS GAME

### Postseason Tournaments

**1 2 3 4 5 6 7 8 9**

### 20-Win Seasons

**1 2 3 4 5 6 7 8 9**

### NCAA Tournaments

**1 2 3 4 5 6 7**

### 30-Win Seasons

**1**

### Losing Seasons

**0**

## PERSONAL INFO

Born: Dec. 12, 1959  
Hometown: Birmingham, Ala.  
Alma Mater: Tulsa (1982)  
Wife: Marcheita  
Children: Darcheita, Michael Jr., Yvonne  
Date Named Head Coach at Arkansas: March 23, 2011

**HEAD COACH**  
**6TH SEASON AT ARKANSAS**  
**15TH SEASON OVERALL**

The Razorback Nation welcomed home one of its own on March 23, 2011, when Mike Anderson was named the 12th head men's basketball coach in Arkansas history. Charged with bringing back the winning tradition that was synonymous with the Razorback program throughout the '80s and '90s, Anderson enters his sixth season at Arkansas and 15th year as a head coach in 2016-17.

After losing 72 percent of scoring production heading into the 2015-16 season, Anderson continued his history of developing players as Arkansas finished third in the Southeastern Conference in scoring at 78.2 points per game and paced the league in three-point field goal percentage, turnover margin and assist/turnover ratio. Despite dropping eight games by four points or less, Arkansas never wavered and caught fire toward the end of the season to win four of its final five regular season games and finish eighth in the SEC. The Razorbacks became one of five teams to post a .500 or better record in conference play each of the last four years.

A longtime assistant and associate head coach at Arkansas, Anderson spent a combined nine years as a head coach at the University of Alabama-Birmingham and the University of Missouri before returning to the Razorbacks.

One of just 10 current Division I head coaches with 10-plus years of experience and no losing seasons, Anderson's 14 years at the helm of a program have resulted in a 302-162 record, nine 20-win campaigns, seven NCAA Tournament appearances, two Sweet Sixteen berths and a run to the 2009 Elite Eight.

During his first five seasons at Arkansas, Anderson produced a 102-64 record and was the first head coach in program history to win 18 or more games in each of his first four years. Anderson has also re-established Bud Walton Arena as one of the toughest places to play and brought excitement back to the tradition-rich program. In his first five years, Arkansas has won 80 games (80-12) in Bud Walton Arena, including an arena-record 17 during each of his first three years. The 2012-13 squad posted just the third unbeaten SEC home record (9-0) in program history and the first since 1998. The success on-and-off the court has translated into fan support as Arkansas returned to the top 25 in national attendance the first four years, including No. 11 in 2014-15.

## CONSISTENCY

*Head coach Mike Anderson is one of just 10 current Division I coaches with 10-plus years of head coaching experience and no losing seasons. Anderson and Thad Matta are the only coaches to accomplish the feat during stops at three different institutions.*

<b>Coach</b>	<b>Schools</b>	<b>Yrs</b>
Roy Williams	Kansas/UNC	27
Tom Izzo	Michigan State	20
Mark Few	Gonzaga	16
Thad Matta	Butler/Xavier/Ohio State	15
<b>Mike Anderson</b>	<b>UAB/Missouri/Arkansas</b>	<b>14</b>
Jamie Dixon	Pittsburgh	12
Sean Miller	Xavier/Arizona	11
Andy Kennedy	Cincinnati/Ole Miss	10
Dave Rose	BYU	10
Ben Jacobson	Northern Iowa	10

## » ARKANSAS GAME HIGHS »

POINTS	99	LSU (01/21/17)
	99	AUSTIN PEAY (12/03/16)
FIELD GOALS MADE	40	AUSTIN PEAY (12/03/16)
	35	FORT WAYNE (11/11/16)
FIELD GOAL ATTEMPTS	77	AUSTIN PEAY (12/03/16)
	67	MOUNT ST. MARY'S (11/28/16)
FIELD GOAL PERCENTAGE	.559 (33-59)	MISSOURI (01/14/17)
	.532 (33-62)	LSU (01/21/17)
3 PT FIELD GOALS MADE	13	SOUTHERN ILLINOIS (11/14/16)
	11	ALABAMA (02/01/17)
3 PT FG ATTEMPTS	26	at LSU (02/11/17)
	23	ALABAMA (02/01/17)
	23	MISSOURI (01/14/17)
	23	AUSTIN PEAY (12/03/16)
	23	SOUTHERN ILLINOIS (11/14/16)
3 PT FG PERCENTAGE	.565 (13-23)	SOUTHERN ILLINOIS (11/14/16)
	.500 (8-16)	LSU (01/21/17)
FREE THROWS MADE	29	vs Texas (12/17/16)
	27	SAM HOUSTON STATE (12/22/16)
FREE THROW ATTEMPTS	40	SAM HOUSTON STATE (12/22/16)
	35	LSU (01/21/17)
FREE THROW PERCENTAGE	.935 (29-31)	vs Texas (12/17/16)
	.909 (10-11)	AUSTIN PEAY (12/03/16)
REBOUNDS	49	SAM HOUSTON STATE (12/22/16)
	47	AUSTIN PEAY (12/03/16)
ASSISTS	28	AUSTIN PEAY (12/03/16)
	23	SOUTHERN ILLINOIS (11/14/16)
STEALS	13	NORTH FLORIDA (12/10/16)
	12	STEPHEN F. AUSTIN (12/01/16)
BLOCKED SHOTS	11	AUSTIN PEAY (12/03/16)
TURNOVERS	21	at Minnesota (11/22/16)
	17	at Missouri (2-4-17)
FOULS	31	at Kentucky (1/7/17)
	29	FORT WAYNE (11/11/16)

## » ARKANSAS GAME LOWS »

POINTS	59	VANDERBILT (02/07/17)
	62	at Texas A&M (01/17/17)
FIELD GOALS MADE	21	UT ARLINGTON (11/18/16)
	21	at Texas A&M (01/17/17)
FIELD GOAL ATTEMPTS	51	at Missouri (2-4-17)
	52	at Texas A&M (01/17/17)
FIELD GOAL PERCENTAGE	.355 (22-62)	vs Texas (12/17/16)
	.381 (24-63)	VANDERBILT (02/07/17)
3 PT FIELD GOALS MADE	1	at Minnesota (11/22/16)
	3	STEPHEN F. AUSTIN (12/01/16)
3 PT FG ATTEMPTS	8	at Minnesota (11/22/16)
	11	at Tennessee (01/03/17)
3 PT FG PERCENTAGE	.125 (1-8)	at Minnesota (11/22/16)
	.231 (3-13)	STEPHEN F. AUSTIN (12/01/16)
FREE THROWS MADE	5	VANDERBILT (02/07/17)
	10	AUSTIN PEAY (12/03/16)
FREE THROW ATTEMPTS	8	VANDERBILT (02/07/17)
	11	AUSTIN PEAY (12/03/16)
FREE THROW PERCENTAGE	.619 (13-21)	at Texas A&M (01/17/17)
	.621 (18-29)	ALABAMA (02/01/17)
REBOUNDS	26	VANDERBILT (02/07/17)
	29	STEPHEN F. AUSTIN (12/01/16)
	29	at Kentucky (1/7/17)
	29	MISSISSIPPI STATE (01/10/17)
	29	at Oklahoma State (01/28/17)
ASSISTS	6	at Vanderbilt (01/24/17)
	7	at Oklahoma State (01/28/17)
STEALS	3	at Kentucky (1/7/17)
	3	LSU (01/21/17)
BLOCKED SHOTS	0	MISSISSIPPI STATE (01/10/17)
TURNOVERS	6	VANDERBILT (02/07/17)
	7	MOUNT ST. MARY'S (11/28/16)
FOULS	14	VANDERBILT (02/07/17)
	15	NORTH FLORIDA (12/10/16)

## » ARKANSAS INDIVIDUAL GAME HIGHS »

Points	24	Hannahs, Dusty vs Vanderbilt (02/07/17)
	24	Kingsley, Moses vs LSU (01/21/17)
	23	Barford, Jaylen at Missouri (2-4-17)
	23	Macon, Daryl vs Texas (12/17/16)
Field Goals Made	23	Hannahs, Dusty vs Fort Wayne (11/11/16)
	10	Hannahs, Dusty vs Vanderbilt (02/07/17)
	10	Kingsley, Moses vs LSU (01/21/17)
Field Goal Att.	19	Hannahs, Dusty vs Vanderbilt (02/07/17)
	18	Kingsley, Moses vs LSU (01/21/17)
FG Pct (min 5 made)	.875 (7-8)	Bailey, Adrio vs Austin Peay (12/03/16)
	.857 (6-7)	Thomas, Dustin vs Mount St. Mary's (11/28/16)
3-Point FG Made	5	Hannahs, Dusty at LSU (02/11/17)
	5	Hannahs, Dusty vs Alabama (02/01/17)
	5	Hannahs, Dusty vs Southern Illinois (11/14/16)
3-Point FG Att.	10	Hannahs, Dusty at LSU (02/11/17)
	8	Macon, Daryl vs Missouri (01/14/17)
3-Pt FG Pct (min 2 made)	1.000 (3-3)	Watkins, Manuale at Texas A&M (01/17/17)
	1.000 (2-2)	Beard, Anton vs LSU (01/21/17)
	1.000 (2-2)	Jones, CJ vs Missouri (01/14/17)
	1.000 (2-2)	Barford, Jaylen at Tennessee (01/03/17)
	1.000 (2-2)	Jones, CJ vs Stephen F. Austin (12/01/16)
Free Throws Made	14	Macon, Daryl vs Texas (12/17/16)
	12	Macon, Daryl at Tennessee (01/03/17)
Free Throw Att.	14	Macon, Daryl vs Texas (12/17/16)
	13	Macon, Daryl at Tennessee (01/03/17)
FT Pct (min 5 made)	1.000 (14-14)	Macon, Daryl vs Texas (12/17/16)
	1.000 (7-7)	Macon, Daryl at Vanderbilt (01/24/17)
	1.000 (7-7)	Kingsley, Moses vs Southern Illinois (11/14/16)
	1.000 (6-6)	Beard, Anton at LSU (02/11/17)
	1.000 (6-6)	Hannahs, Dusty vs LSU (01/21/17)
	1.000 (5-5)	Kingsley, Moses at Kentucky (1/7/17)
	1.000 (5-5)	Hannahs, Dusty vs North Florida (12/10/16)
	1.000 (5-5)	Macon, Daryl vs North Florida (12/10/16)
	1.000 (5-5)	Hannahs, Dusty vs Stephen F. Austin (12/01/16)
	1.000 (5-5)	Hannahs, Dusty at Minnesota (11/22/16)
Rebounds	14	Kingsley, Moses vs Florida (12/29/16)
	13	Kingsley, Moses vs Mount St. Mary's (11/28/16)
Assists	7	Beard, Anton vs LSU (01/21/17)
	6	Barford, Jaylen vs Vanderbilt (02/07/17)
	6	Macon, Daryl vs Missouri (01/14/17)
Steals	6	Beard, Anton vs Southern Illinois (11/14/16)
	4	Beard, Anton vs Stephen F. Austin (12/01/16)
Blocked Shots	4	Macon, Daryl vs Fort Wayne (11/11/16)
	7	Kingsley, Moses vs Fort Wayne (11/11/16)
	5	Kingsley, Moses at LSU (02/11/17)
	5	Kingsley, Moses vs Texas (12/17/16)
Turnovers	5	Kingsley, Moses vs Southern Illinois (11/14/16)
	6	Barford, Jaylen vs UT Arlington (11/18/16)
	5	Barford, Jaylen at Missouri (2-4-17)
	5	Barford, Jaylen at Kentucky (1/7/17)
	5	Macon, Daryl at Minnesota (11/22/16)
Fouls	5	Macon, Daryl at Missouri (2-4-17)
	5	Beard, Anton at Missouri (2-4-17)
	5	Thomas, Dustin vs Alabama (02/01/17)
	5	Cook, Arlando vs LSU (01/21/17)
	5	Beard, Anton vs Missouri (01/14/17)
	5	Kingsley, Moses vs Mississippi State (01/10/17)
	5	Thomas, Dustin at Tennessee (01/03/17)
	5	Kingsley, Moses at Minnesota (11/22/16)
	5	Thomas, Dustin vs Fort Wayne (11/11/16)
Minutes	35	Hannahs, Dusty vs Vanderbilt (02/07/17)
	35	Barford, Jaylen vs LSU (01/21/17)
	34	Kingsley, Moses vs Vanderbilt (02/07/17)
	34	Beard, Anton vs LSU (01/21/17)
	33	Kingsley, Moses at Kentucky (1/7/17)
	33	Macon, Daryl vs Florida (12/29/16)
	33	Macon, Daryl vs Fort Wayne (11/11/16)

#### POINTS »

- Scored 100+ : 12/01/2015 - 117 vs. Northwestern St.
- Scored 100+ in an SEC game: 2/10/2015 - 101 vs. Auburn
- Scored fewer than 50: 2/09/2016 - 46 at Mississippi State

#### OVERTIME GAMES »

- Played in an OT game: 1/30/2016 vs. Texas Tech, W, 75-68 (OT)
- Played in a 2OT game: 1/16/2013 vs. Auburn, W, 88-80 (2 OT)
- Played in a 3OT game: 2/09/1980 vs. Houston, L, 90-84 (3 OT)

#### VERSUS TOP-25 OPPONENTS »

- Beat an AP Top 25-ranked opponent: 1/27/2016 vs. No. 5 Texas A&M, W, 74-71
- Beat an AP Top 10 team: 1/27/2016 vs. No. 5 Texas A&M, W, 74-71
- Beat an AP Top 5 team: 1/27/2016 vs. No. 5 Texas A&M, W, 74-71

#### VERSUS TOP-25 OPPONENTS ON THE ROAD »

- Beat an AP Top 25 team on road: 2/27/2014 at No. 17 Kentucky, W, 71-67 (OT)
- Beat an AP Top 5 team on road: 2/09/1994 at No. 4 Kentucky, W, 90-82

#### DOUBLE-DOUBLES »

- Two players in same game: vs. Auburn (2/17/2016)
  - Moses Kingsley (20 pts, 10 rebs) and Jabril Durham (12 pts, 10 asts)

#### 3-POINT SHOOTING »

- 10+ 3FGM in a game: 2/11/2017 - 11 at LSU
- 15+ 3FGM in a game: 1/09/2016 - 16 vs. Mississippi State

#### AT THE CHARITY STRIPE »

- Attempted 30+ FT in a game: 1/21/2017 - 35 vs. LSU
- 20+ FTM in a game: 2/11/2017 - 20 at LSU
- 25+ FTM in a game: 1/21/2017 - 25 (of 35) vs. LSU

#### POINTS »

- Scored 30-39 points in a game: 03/10/2016 - 33 by Dusty Hannahs vs. Florida
- Scored 40-49 points in a game: 01/11/1992 - 43 by Todd Day vs. LSU
- Scored 50+ points in a game: 11/13/2009 - 51 by Rotnei Clarke vs. Alcorn St.

#### DOUBLE-DOUBLES »

- Points/Rebounds: 1/24/2017 - 10 pts and 11 rebs by Moses Kingsley vs. Vanderbilt
- Points/Assists: 2/17/2016 - 12 pts and 10 asts by Jabril Durham vs. Auburn

#### REBOUNDS »

- Had 15+ rebounds in a game: 03/07/2015 - 15 by Bobby Portis vs. LSU
- Had 20+ rebounds in a game: 11/21/1997 - 23 by Nick Davis vs. Jackson St.

#### THREE-POINT SHOOTING »

- 5+ 3FGM in a game: 2/11/2017 - 5 (10 att) by Dusty Hannahs at LSU

#### AT THE CHARITY STRIPE »

- 10+ FTA in a game: 2/1/2017 - 12 by Moses Kingsley vs. Alabama
- 10+ FTM in a game: 2/1/2017 - 11 (12 att) by Moses Kingsley vs. Alabama

#### ASSISTS »

- 5+ assists in a game: 2/7/2017 - 6 by Jaylen Barford vs. Vanderbilt
- Consecutive 5+ assists games: 03/05/2016 vs. South Carolina (11) and 03/10/2016 (6) vs. Florida by Jabril Durham
- 10+ assists in a game: 03/05/2016 - 11 by Jabril Durham vs. South Carolina
- Consecutive 10+ assists games: 01/16/2010 vs. Alabama (10) and 01/21/2010 vs. Florida (11) by Courtney Fortson

#### BLOCKS »

- Had 3+ blocks in a game: 2/11/2017 - 5 by Moses Kingsley at LSU
- Had 5+ blocks in a game: 2/11/2017 - 5 by Moses Kingsley at LSU

#### STEALS »

- Had 5+ steals in a game: 01/09/2016 - 6 by Jabril Durham vs. Mississippi State
- Had consecutive 5+ steal games: 01/01/2006 vs. Western Ill. (5) and 01/07/2006 vs. Miss. St. (5) by Ronnie Brewer

# STARTING LINEUPS »

Date	Opponent	G	G	G	F	F	Outcome
Nov. 11	Fort Wayne	Barford	Macon	Hannahs	Thomas	Kingsley	W, 92-83
Nov. 14	Southern Illinois	Barford	Macon	Hannahs	Thomas	Kingsley	W, 90-65
Nov. 18	UT Arlington	Barford	Macon	Hannahs	Thomas	Kingsley	W, 71-67
Nov. 22	at Minnesota	Barford	Macon	Hannahs	Thomas	Kingsley	L, 85-71
Nov. 28	Mount Saint Mary's	Beard	Watkins	Hannahs	Thomas	Kingsley	W, 89-76
Dec. 1	Stephen F. Austin	Beard	Watkins	Hannahs	Thomas	Kingsley	W, 78-62
Dec. 3	Austin Peay	Barford	Macon	Watkins	Thomas	Kingsley	W, 99-62
Dec. 6	Houston	Barford	Macon	Watkins	Thomas	Kingsley	W, 84-72
Dec. 10	North Florida	Barford	Macon	Watkins	Thomas	Kingsley	W, 91-76
Dec. 17	Texas^	Barford	Macon	Watkins	Thomas	Kingsley	W, 77-74
Dec. 20	North Dakota State	Barford	Macon	Watkins	Thomas	Kingsley	W, 71-55
Dec. 22	Sam Houston State#	Hannahs	Macon	Watkins	Thomas	Kingsley	W, 90-56
Dec. 29	Florida*	Hannahs	Macon	Watkins	Thomas	Kingsley	L, 81-72
Jan. 3	at Tennessee*	Hannahs	Macon	Watkins	Cook	Kingsley	W, 82-78
Jan. 7	at Kentucky*	Hannahs	Macon	Watkins	Cook	Kingsley	L, 97-71
Jan. 10	Mississippi State*	Barford	Macon	Watkins	Cook	Kingsley	L, 84-78
Jan. 14	Missouri*	Barford	Macon	Beard	Thomas	Kingsley	W, 92-73
Jan. 17	at Texas A&M*	Barford	Macon	Beard	Thomas	Kingsley	W, 62-60
Jan. 21	LSU*	Barford	Macon	Beard	Cook	Kingsley	W, 99-86
Jan. 24	at Vanderbilt*	Barford	Macon	Beard	Cook	Kingsley	W, 71-70
Jan. 28	at Oklahoma State%	Barford	Macon	Beard	Cook	Kingsley	L, 99-71
Feb. 1	Alabama*	Barford	Macon	Beard	Cook	Kingsley	W, 87-68
Feb. 4	at Missouri*	Barford	Macon	Beard	Thomas	Kingsley	L, 83-78
Feb. 7	Vanderbilt*	Barford	Hannahs	Beard	Thomas	Kingsley	L, 72-59
Feb. 11	at LSU*	Barford	Hannahs	Beard	Bailey	Kingsley	W, 78-70
Feb. 15	at South Carolina*	--	--	--	--	--	--
Feb. 18	Ole Miss*	--	--	--	--	--	--
Feb. 22	Texas A&M*	--	--	--	--	--	--
Feb. 25	at Auburn*	--	--	--	--	--	--
March 1	at Florida*	--	--	--	--	--	--
March 4	Georgia*	--	--	--	--	--	--

# at Verizon Arena (North Little Rock, Ark.)

^ Lone Star Shootout (Houston, Texas)

% Big12/SEC Challenge

\* SEC Game

## LEADS & DEFICITS »

Date	Opponent	Largest Lead	Largest Deficit	Time Led	Time Trailed	Time Tied	Outcome
Nov. 11	Fort Wayne	15 (2nd - 2:42)	6 (1st - 8:06)	31:22	7:16	0:52	W, 92-83
Nov. 14	Southern Illinois	36 (2nd - 16:41)	3 (1st - 18:50)	37:39	0:55	1:26	W, 90-65
Nov. 18	UT Arlington	7 (2nd - 10:36)	17 (1st - 12:37)	11:37	26:34	1:49	W, 71-67
Nov. 22	at Minnesota	6 (1st - 12:50)	22 (2nd - 5:32)	6:33	30:16	3:11	L, 85-71
Nov. 28	Mount Saint Mary's	21 (2nd - 6:41)	4 (1st - 18:27)	35:10	3:05	1:45	W, 89-76
Dec. 1	Stephen F. Austin	23 (2nd - 3:15)	2 (1st - 19:22)	36:33	0:28	2:59	W, 78-62
Dec. 3	Austin Peay	41 (2nd - 8:38)	2 (1st - 19:30)	36:58	0:35	2:27	W, 99-62
Dec. 6	Houston	14 (1st - 10:25)	3 (1st - 18:40)	32:27	6:27	1:06	W, 84-72
Dec. 10	North Florida	16 (2nd - 1:12)	3 (2nd - 13:44)	29:39	6:15	4:06	W, 91-76
Dec. 17	Texas^	9 (2nd - 11:58)	7 (1st - 12:35)	2:05	22:22	15:20	W, 77-74
Dec. 20	North Dakota State	20 (2nd - 4:11)	1 (1st - 16:53)	38:22	0:40	0:57	W, 71-55
Dec. 22	Sam Houston State#	37 (2nd - 2:49)	None	38:53	None	1:07	W, 90-56
Dec. 29	Florida*	3 (1st - 14:09)	16 (2nd - 3:12)	2:32	34:13	3:15	L, 81-72
Jan. 3	at Tennessee*	7 (2nd - 16:43)	13 (1st - 4:06)	22:34	15:00	2:17	W, 82-78
Jan. 7	at Kentucky*	4 (1st - 8:04)	26 (2nd - 0:21)	3:21	36:20	0:19	L, 97-71
Jan. 10	Mississippi State*	7 (1st - 9:40)	10 (2nd - 0:40)	8:16	28:11	3:33	L, 84-78
Jan. 14	Missouri*	22 (2nd - 17:00)	None	37:32	None	1:48	W, 92-73
Jan. 17	at Texas A&M*	5 (2nd - 1:21)	12 (2nd - 12:51)	5:29	31:07	3:24	W, 62-60
Jan. 21	LSU*	17 (2nd - 5:35)	None	38:59	None	1:01	W, 99-86
Jan. 24	at Vanderbilt*	4 (2nd - 17:37)	15 (2nd - 6:02)	4:12	31:50	3:32	W, 71-70
Jan. 28	at Oklahoma State%	None	30 (2nd - 17:39)	None	39:43	0:17	L, 99-71
Feb. 1	Alabama*	27 (2nd - 4:01)	4 (1st - 15:46)	33:26	5:54	0:40	W, 87-68
Feb. 4	at Missouri*	3 (1st - 19:56)	15 (1st - 5:58)	2:04	36:52	1:04	L, 83-78
Feb. 7	Vanderbilt*	None	24 (1st - 3:18)	None	39:35	0:25	L, 72-59
Feb. 11	at LSU*	12 (2nd - 3:45)	14 (1st - 4:13)	15:47	20:25	3:47	W, 78-70
Feb. 15	at South Carolina*	--	--	--	--	--	--
Feb. 18	Ole Miss*	--	--	--	--	--	--
Feb. 22	Texas A&M*	--	--	--	--	--	--
Feb. 25	at Auburn*	--	--	--	--	--	--
March 1	at Florida*	--	--	--	--	--	--
March 4	Georgia*	--	--	--	--	--	--

^ Lone Star Shootout (Houston, Texas) | # at Verizon Arena (North Little Rock, Ark.) | % Big12/SEC Challenge | \* SEC Game

## HUSTLE & EFFORT »

Date	Opponent	Deflections	Charges	Steals	Dunks	Blocks
Nov. 11	Fort Wayne	39	1	9	0	9
Nov. 14	Southern Illinois	36	1	7	2	7
Nov. 18	UT Arlington	38	1	11	3	6
Nov. 22	at Minnesota	25	1	8	0	4
Nov. 28	Mount Saint Mary's	26	1	8	1	1
Dec. 1	Stephen F. Austin	37	1	12	1	1
Dec. 3	Austin Peay	48	1	9	5	11
Dec. 6	Houston	26	2	5	0	5
Dec. 10	North Florida	40	1	13	1	4
Dec. 17	Texas^	37	1	6	0	8
Dec. 20	North Dakota State	37	2	6	0	4
Dec. 22	Sam Houston State#	44	0	9	2	9
Dec. 29	Florida*	31	2	4	1	6
Jan. 3	at Tennessee*	24	1	5	1	5
Jan. 7	at Kentucky*	27	0	3	2	3
Jan. 10	Mississippi State*	34	0	9	1	0
Jan. 14	Missouri*	28	1	5	1	5
Jan. 17	at Texas A&M*	35	0	8	0	6
Jan. 21	LSU*	25	0	3	2	1
Jan. 24	at Vanderbilt*	26	0	6	0	3
Jan. 28	at Oklahoma State%	23	0	4	2	4
Feb. 1	Alabama*	27	0	11	3	4
Feb. 4	at Missouri*	16	0	6	1	1
Feb. 7	Vanderbilt*	27	0	11	1	5
Feb. 11	at LSU*	33	2	10	1	7
Feb. 15	at South Carolina*	--	--	--	--	--
Feb. 18	Ole Miss*	--	--	--	--	--
Feb. 22	Texas A&M*	--	--	--	--	--
Feb. 25	at Auburn*	--	--	--	--	--
March 1	at Florida*	--	--	--	--	--
March 4	Georgia*	--	--	--	--	--
<b>TOTALS</b>		<b>789</b>	<b>19</b>	<b>188</b>	<b>31</b>	<b>119</b>

^ Lone Star Shootout (Houston, Texas) | # at Verizon Arena (North Little Rock, Ark.) | % Big12/SEC Challenge | \* SEC Game

## » GAME-BY-GAME LEADERS »

Date	Opponent	Points	Rebounds	Assists	Steals	Blocks
Nov. 11	Fort Wayne	Hannahs (23)	Kingsley (9)	Macon (5)	Macon (4)	Kingsley (7)
Nov. 14	Southern Illinois	Hannahs (19)	Kingsley (7)	Beard (6)	Seven Players (1)	Kingsley (5)
Nov. 18	UT Arlington	Barford (17)	Three Players (6)	Four Players (2)	Barford (3)	Kingsley (4)
Nov. 22	at Minnesota	Hannahs (20)	Kingsley (10)	Three Players (3)	Watkins (3)	Kingsley (3)
Nov. 28	Mount Saint Mary's	Macon (15)	Kingsley (13)	Two Players (4)	Two Players (2)	Kingsley (1)
Dec. 1	Stephen F. Austin	Hannahs (15)	Watkins (7)	Macon (5)	Beard (4)	Jones (1)
Dec. 3	Austin Peay	Bailey (14)	Two Players (7)	Kingsley (5)	Two Players (2)	Two Players (3)
Dec. 6	Houston	Two Players (17)	Kingsley (9)	Watkins (4)	Beard (2)	Two Players (2)
Dec. 10	North Florida	Hannahs (17)	Kingsley (10)	Two Players (4)	Two Players (3)	Barford (2)
Dec. 17	Texas^	Macon (23)	Kingsley (10)	Two Players (2)	Hannahs (2)	Kingsley (5)
Dec. 20	North Dakota State	Macon (15)	Kingsley (8)	Macon (5)	Watkins (3)	Thompson (2)
Dec. 22	Sam Houston State#	Two Players (17)	Two Players (7)	Thompson (3)	Three Players (2)	Two Players (3)
Dec. 29	Florida*	Macon (22)	Kingsley (14)	Four Players (2)	Beard (2)	Kingsley (4)
Jan. 3	at Tennessee*	Beard (16)	Kingsley (10)	Kingsley (3)	Two Players (2)	Kingsley (3)
Jan. 7	at Kentucky*	Macon (15)	Two Players (7)	Three Players (2)	Three Players (1)	Thompson (2)
Jan. 10	Mississippi State*	Kingsley (19)	Thomas (7)	Thompson (3)	Three Players (3)	None
Jan. 14	Missouri*	Macon (17)	Kingsley (8)	Macon (6)	Macon (2)	Kingsley (3)
Jan. 17	at Texas A&M*	Macon (16)	Cook (7)	Five Players (2)	Watkins (3)	Two Players (2)
Jan. 21	LSU*	Kingsley (24)	Two Players (7)	Beard (7)	Three Players (1)	Kingsley (1)
Jan. 24	at Vanderbilt*	Hannahs (17)	Kingsley (11)	Hannahs (2)	Beard (2)	Kingsley (2)
Jan. 28	at Oklahoma State%	Barford (21)	Thomas (5)	Barford (2)	Thomas (2)	Kingsley (4)
Feb. 1	Alabama*	Hannahs (19)	Kingsley (6)	Two Players (4)	Watkins (3)	Kingsley (2)
Feb. 4	at Missouri*	Barford (23)	Two Players (6)	Macon (3)	Two Players (2)	Kingsley (1)
Feb. 7	Vanderbilt*	Hannahs (24)	Kingsley (6)	Barford (6)	Two Players (3)	Kingsley (3)
Feb. 11	at LSU*	Two Players (17)	Thomas (9)	Two Players (2)	Thomas (3)	Kingsley (5)
Feb. 15	at South Carolina*	--	--	--	--	--
Feb. 18	Ole Miss*	--	--	--	--	--
Feb. 22	Texas A&M*	--	--	--	--	--
Feb. 25	at Auburn*	--	--	--	--	--
March 1	at Florida*	--	--	--	--	--
March 4	Georgia*	--	--	--	--	--

^ Lone Star Shootout (Houston, Texas) | # at Verizon Arena (North Little Rock, Ark.) | % Big12/SEC Challenge | \* SEC Game

## » MISCELLANEOUS TEAM STATS »

Date	Opponent	W/L	Points In Paint			Pts Off Turnovers			2nd Chance Pts			Fast Break Pts			
			Ark	Opp.	Diff.	Ark	Opp.	Diff.	Ark	Opp.	Diff.	Ark	Opp.	Diff.	
Nov. 11	Fort Wayne	W	52	22	+30	16	12	+4	9	21	-12	24	0	+24	
Nov. 14	Southern Illinois	W	30	28	+2	21	17	+4	11	10	+1	17	2	+15	
Nov. 18	UT Arlington	W	24	20	+4	28	20	+8	9	18	-9	10	8	+2	
Nov. 22	at Minnesota	L	46	38	+8	11	26	-15	11	13	-2	6	4	+2	
Nov. 28	Mount Saint Mary's	W	48	34	+14	18	10	+8	13	6	+7	21	9	+12	
Dec. 1	Stephen F. Austin	W	36	28	+8	29	24	+5	12	9	+3	20	4	+16	
Dec. 3	Austin Peay	W	52	40	+12	25	8	+17	26	10	+16	28	7	+21	
Dec. 6	Houston	W	38	38	0	15	19	-4	13	9	+4	12	12	0	
Dec. 10	North Florida	W	38	20	+18	21	12	+9	22	6	+16	10	2	+8	
Dec. 17	Texas^	W	32	32	0	12	8	+4	11	18	-7	13	11	+2	
Dec. 20	North Dakota State	W	24	18	+6	15	19	-4	16	5	+11	5	2	+3	
Dec. 22	Sam Houston State#	W	32	32	0	17	13	+4	9	3	+6	8	10	-2	
Dec. 29	Florida*	L	34	34	0	19	16	+3	12	18	-6	7	10	-3	
Jan. 3	at Tennessee*	W	36	32	+4	12	7	+5	5	14	-9	12	6	+6	
Jan. 7	at Kentucky*	L	32	46	-14	11	16	-5	13	21	-8	4	24	-20	
Jan. 10	Mississippi State*	L	30	26	+4	15	6	+9	14	14	0	4	6	-2	
Jan. 14	Missouri*	W	38	22	+16	25	14	+11	15	9	+6	21	6	+15	
Jan. 17	at Texas A&M*	W	24	24	0	16	13	+3	11	7	+4	2	6	-4	
Jan. 21	LSU*	W	38	38	0	11	19	-8	14	10	+4	10	10	0	
Jan. 24	at Vanderbilt*	W	32	18	+14	16	10	+6	15	4	+11	10	5	+5	
Jan. 28	at Oklahoma State%	L	32	40	-8	5	23	-18	18	14	+4	6	18	-12	
Feb. 1	Alabama*	W	32	26	+6	28	7	+21	10	8	+2	19	9	+10	
Feb. 4	at Missouri*	L	28	18	+10	15	19	-4	12	9	+3	8	0	+8	
Feb. 7	Vanderbilt*	L	28	22	+6	16	7	+9	13	15	-2	12	3	+9	
Feb. 11	at LSU*	W	20	40	-20	25	20	+5	5	21	-16	2	8	-6	
Feb. 15	at South Carolina*	--	--	--	--	--	--	--	--	--	--	--	--	--	
Feb. 18	Ole Miss*	--	--	--	--	--	--	--	--	--	--	--	--	--	
Feb. 22	Texas A&M*	--	--	--	--	--	--	--	--	--	--	--	--	--	
Feb. 25	at Auburn*	--	--	--	--	--	--	--	--	--	--	--	--	--	
March 1	at Florida*	--	--	--	--	--	--	--	--	--	--	--	--	--	
March 4	Georgia*	--	--	--	--	--	--	--	--	--	--	--	--	--	
TOTALS			18-7	856	736	+120	442	365	+77	319	292	+27	291	182	+109

^ Lone Star Shootout (Houston, Texas) | # at Verizon Arena (North Little Rock, Ark.) | % Big12/SEC Challenge | \* SEC Game

at guard... a six-three junior... from Jackson, Tennessee... number zero...

# JAYLEN BARFORD



## » @JBarford1 NEWS & NOTES »

- Has had four or more assists in three of the last four games.
- Had a career-high six assists against Vanderbilt on Feb. 7.
- Scored a team and season-high 23 points on the road at Missouri on Feb. 4.
- Scored 10+ points in the first half in four of the last six SEC road contests. Two of the four were off the bench.
- Has scored in double-figures and recorded multiple assists in 17 of 25 games this season.
- Fourth on the team in scoring, averaging 11.2 points per game.
- Junior college transfer from Motlow State Community College.
- Ranked at the No. 1 junior college transfer in the 2016 class.
- Named one of 15 Impact JUCO Transfers by Jon Rothstein.
- Led the nation last year in scoring at 26.2 points per game and paced the country in field goals made (310-527) and total point (837).
- Scored 20+ points 31 times in JUCO, 30+ 12 times.
- Was named First Team All-American and TCCAA Player of the Year last season.

## » GAME-BY-GAME STATS »

Opponent	Date	gs	min	Total		3-Pointers		Free throws		Rebounds				pf	a	t/o	blk	stl	pts	avg	
				fg-fga	pct	3fg-fga	pct	ft-fa	pct	off	def	tot	avg								
FORT WAYNE	11/11/16	*	27	4-9	.444	1-1	1.000	1-2	.500	1	4	5	5.0	3	4	2	0	1	10	10.0	
SOUTHERN ILLINOIS	11/14/16	*	22	4-7	.571	1-2	.500	0-2	.000	0	2	2	3.5	2	2	2	0	0	9	9.5	
UT ARLINGTON	11/18/16	*	31	6-12	.500	1-2	.500	4-6	.667	3	3	6	4.3	1	2	6	0	3	17	12.0	
at Minnesota	11/22/16	*	25	5-9	.556	0-1	.000	2-2	1.000	1	1	2	3.8	3	2	2	0	1	12	12.0	
MOUNT ST. MARY'S	11/28/16		23	5-8	.625	2-4	.500	1-1	1.000	0	1	1	3.2	2	1	0	0	2	13	12.2	
STEPHEN F. AUSTIN	12/01/16		20	2-6	.333	0-3	.000	4-5	.800	1	2	3	3.2	2	1	3	0	1	8	11.5	
AUSTIN PEAY	12/03/16	*	21	5-10	.500	1-3	.333	1-1	1.000	0	6	6	3.6	2	4	0	1	2	12	11.6	
HOUSTON	12/06/16	*	15	1-5	.200	0-1	.000	0-0	.000	0	1	1	3.3	1	1	2	0	0	2	10.4	
NORTH FLORIDA	12/10/16	*	25	6-16	.375	1-5	.200	1-4	.250	2	2	4	3.3	1	3	1	2	3	14	10.8	
vs Texas	12/17/16	*	26	4-10	.400	0-3	.000	3-3	1.000	0	3	3	3.3	4	3	2	1	1	11	10.8	
NORTH DAKOTA STATE	12/20/16	*	22	2-7	.286	0-2	.000	0-0	.000	1	2	3	3.3	2	2	3	0	0	4	10.2	
vs Sam Houston State	12/22/16		17	3-9	.333	1-3	.333	4-5	.800	0	3	3	3.3	2	1	0	0	1	11	10.3	
FLORIDA	12/29/16		17	1-8	.125	0-2	.000	0-0	.000	2	1	3	3.2	2	2	1	0	0	2	9.6	
at Tennessee	01/03/17		24	5-8	.625	2-2	1.000	2-2	1.000	1	3	4	3.3	4	2	0	0	0	14	9.9	
at Kentucky	01/07/17		17	6-9	.667	0-1	.000	2-3	.667	3	1	4	3.3	4	0	5	0	0	14	10.2	
MISSISSIPPI STATE	01/10/17	*	23	4-8	.500	0-3	.000	2-3	.667	2	3	5	3.4	3	1	1	0	1	10	10.2	
MISSOURI	01/14/17	*	20	6-8	.750	0-2	.000	1-1	1.000	0	6	6	3.6	4	2	0	0	1	13	10.4	
at Texas A&M	01/17/17	*	23	2-9	.222	0-2	.000	0-2	.000	0	3	3	3.6	3	2	1	0	0	4	10.0	
LSU	01/21/17	*	35	5-12	.417	0-2	.000	4-7	.571	0	4	4	3.6	1	3	1	0	0	14	10.2	
at Vanderbilt	01/24/17	*	32	6-13	.462	3-4	.750	0-0	.000	3	1	4	3.6	1	1	1	0	1	15	10.5	
at Oklahoma State	01/28/17	*	28	8-13	.615	2-3	.667	3-4	.750	1	2	3	3.6	3	2	2	0	0	21	11.0	
ALABAMA	02/01/17	*	27	6-12	.500	0-3	.000	1-3	.333	2	3	5	3.6	0	4	1	0	1	13	11.0	
at Missouri	02/04/17	*	29	8-16	.500	0-3	.000	7-8	.875	1	1	2	3.6	2	0	5	0	2	23	11.6	
VANDERBILT	02/07/17	*	22	2-7	.286	1-2	.500	0-0	.000	0	3	3	3.5	2	6	2	0	3	5	11.3	
at LSU	02/11/17	*	30	2-9	.222	1-6	.167	3-4	.750	0	6	6	3.6	3	4	1	0	1	8	11.2	
Totals			19	601	108-240	.450	17-65	.262	46-68	.676	24	67	91	3.6	57	55	44	4	25	279	11.2

Games played: 25  
Minutes/game: 24.0  
Points/game: 11.2  
FG Pct: 45.0  
3FG Pct: 26.2  
FT Pct: 67.6

Rebounds/game: 3.6  
Assists/game: 2.2  
Turnovers/game: 1.8  
Assist/turnover ratio: 1.3  
Steals/game: 1.0  
Blocks/game: 0.2

## » SEASON/CAREER HIGHS »

### POINTS

Season: 23 at Missouri (2/4/17)

Career: 23 at Missouri (2/4/17)

### FIELD GOALS

Season: 8 (2x) last at Missouri (2/4/17)

Career: 8 (2x) last at Missouri (2/4/17)

### FIELD GOALS ATTEMPTED

Season: 16 (2x) last at Missouri (2/4/17)

Career: 16 (2x) last at Missouri (2/4/17)

### 3-POINT FIELD GOALS

Season: 3 at Vanderbilt (1/24/17)

Career: 3 at Vanderbilt (1/24/17)

### 3-POINT FG ATTEMPTS

Season: 5 vs. North Florida (12/10/16)

Career: 5 vs. North Florida (12/10/16)

### FREE THROWS MADE

Season: 7 at Missouri (2/4/17)

Career: 7 at Missouri (2/4/17)

### FREE THROWS ATTEMPTS

Season: 8 at Missouri (2/4/17)

Career: 8 at Missouri (2/4/17)

### REBOUNDS

Season: 6 (4x) last at LSU (2/11/17)

Career: 6 (4x) last at LSU (2/11/17)

### ASSISTS

Season: 6 vs. Vanderbilt (2/7/17)

Career: 6 vs. Vanderbilt (2/7/17)

### STEALS

Season: 3 (3x) last vs. Vanderbilt (2/7/17)

Career: 3 (3x) last vs. Vanderbilt (2/7/17)

### BLOCKS

Season: 2 vs. North Florida (12/10/16)

Career: 2 vs. North Florida (12/10/16)

### MINUTES

Season: 35 vs. LSU (1/21/17)

Career: 35 vs. LSU (1/21/17)

## » CAREER STATISTICS AT ARKANSAS »

			Total		3-Point		F-Throws		Rebounds											Scoring	
Season	gp-gs	min/avg	fg-fga	pct	fg-fga	pct	ft-fa	pct	off	def	tot	avg	pf	fo	ast	to	blk	stl	pts	avg	
2016-17	25-19	601/24.0	108-240	.450	17-65	.262	46-68	.676	24	67	91	3.6	57	0	55	44	4	25	279	11.2	
TOTAL	25-19	601/24.0	108-240	.450	17-65	.262	46-68	.676	24	67	91	3.6	57	0	55	44	4	25	279	11.2	

at forward... a six-nine junior... from Madison, Arkansas... number one...

# TREY THOMPSON



## » @T\_Top24 NEWS & NOTES »

- Has assisted on multiple baskets in eight of the last 14 games.
- Second on the team in blocks with 19.
- Has multiple blocks in nine games this year.
- Is set to graduate a year early this summer and start graduate school next fall during his senior year.
- Averaged 3.1 points and 4.3 rebounds per game last season as a sophomore.
- Scored a career high 13 points against LSU (2/23/16) after going a perfect 6-6 from the field.
- Recorded a career high nine rebounds and four blocked shots against Texas Tech last season (1/30/16).
- Went to high school with teammate RJ Gasper.

## » GAME-BY-GAME STATS »

Opponent	Date	Total		3-Pointers		Free throws		Rebounds			pf	a	t/o	blk	stl	pts	avg			
		gs	min	fg-fga	pct	3fg-fga	pct	ft-fa	pct	off								def	tot	avg
FORT WAYNE	11/11/16	13	2-2	1.000	0-0	.000	1-2	.500	0	4	4	4.0	3	1	0	2	5	5.0		
SOUTHERN ILLINOIS	11/14/16	15	1-3	.333	0-0	.000	2-2	1.000	1	3	4	4.0	3	1	1	0	1	4	4.5	
UT ARLINGTON	11/18/16	7	1-2	.500	0-0	.000	1-1	1.000	3	1	4	4.0	2	0	2	0	0	3	4.0	
at Minnesota	11/22/16	13	0-0	.000	0-0	.000	0-0	.000	0	3	3	3.8	1	2	1	0	0	0	3.0	
MOUNT ST. MARY'S	11/28/16	13	0-1	.000	0-0	.000	0-0	.000	1	4	5	4.0	3	1	0	0	1	0	2.4	
STEPHEN F. AUSTIN	12/01/16	6	0-0	.000	0-0	.000	0-0	.000	0	1	1	3.5	3	0	0	0	0	0	2.0	
AUSTIN PEAY	12/03/16	13	2-2	1.000	0-0	.000	0-0	.000	2	2	4	3.6	0	1	0	2	2	4	2.3	
HOUSTON	12/06/16	13	2-2	1.000	0-0	.000	0-0	.000	0	1	1	3.3	3	2	0	2	0	4	2.5	
NORTH FLORIDA	12/10/16	13	2-2	1.000	0-0	.000	2-4	.500	2	0	2	3.1	2	0	0	0	0	1	6	2.9
vs Texas	12/17/16	8	1-4	.250	0-0	.000	1-2	.500	2	1	3	3.1	2	0	0	0	0	3	2.9	
NORTH DAKOTA STATE	12/20/16	12	1-2	.500	0-0	.000	0-0	.000	0	4	4	3.2	4	0	2	2	0	2	2	2.8
vs Sam Houston State	12/22/16	14	0-0	.000	0-0	.000	0-0	.000	1	5	6	3.4	1	3	2	2	1	0	0	2.6
FLORIDA	12/29/16	8	0-0	.000	0-0	.000	0-0	.000	0	1	1	3.2	1	2	0	0	0	0	0	2.4
at Tennessee	01/03/17	9	1-2	.500	0-1	.000	0-0	.000	0	1	1	3.1	3	2	1	2	0	2	2	2.4
at Kentucky	01/07/17	20	0-2	.000	0-0	.000	4-4	1.000	1	3	4	3.1	4	2	0	2	0	4	2.5	
MISSISSIPPI STATE	01/10/17	10	0-0	.000	0-0	.000	0-0	.000	0	2	2	3.1	3	3	0	0	0	0	0	2.3
MISSOURI	01/14/17	16	3-3	1.000	0-0	.000	2-4	.500	2	2	4	3.1	3	0	1	2	0	8	2.6	
at Texas A&M	01/17/17	12	0-0	.000	0-0	.000	0-0	.000	1	2	3	3.1	2	2	0	2	0	0	0	2.5
LSU	01/21/17	16	3-3	1.000	0-0	.000	0-0	.000	1	4	5	3.2	3	3	0	0	1	6	2.7	
at Vanderbilt	01/24/17	10	0-0	.000	0-0	.000	0-0	.000	1	1	2	3.2	1	0	0	0	1	0	0	2.6
at Oklahoma State	01/28/17	13	0-0	.000	0-0	.000	0-0	.000	0	0	0	3.0	3	1	0	0	0	0	0	2.4
ALABAMA	02/01/17	11	0-0	.000	0-0	.000	0-0	.000	1	1	2	3.0	2	3	0	1	1	0	0	2.3
at Missouri	02/04/17	18	1-2	.500	0-0	.000	0-0	.000	2	2	4	3.0	1	1	2	0	2	2	2	2.3
VANDERBILT	02/07/17	6	0-1	.000	0-0	.000	0-0	.000	0	0	0	2.9	1	0	0	0	0	0	0	2.2
at LSU	02/11/17	11	0-0	.000	0-0	.000	0-0	.000	0	0	0	2.8	3	1	0	0	1	0	0	2.1
Totals		0	300	20-33	.606	0-1	.000	13-19	.684	21	48	69	2.8	57	31	12	19	12	53	2.1

Games played: 25  
Minutes/game: 12.0  
Points/game: 2.1  
FG Pct: 60.6  
3FG Pct: 0.0  
FT Pct: 68.4

Rebounds/game: 2.8  
Assists/game: 1.2  
Turnovers/game: 0.5  
Assist/turnover ratio: 2.6  
Steals/game: 0.5  
Blocks/game: 0.8

## » SEASON/CAREER HIGHS »

### POINTS

Season: 8 vs. Missouri (1/14/17)  
Career: 13 vs. LSU (2/23/16)

### FIELD GOALS

Season: 3 (2x) vs. LSU (1/21/17)  
Career: 6 vs. LSU (2/23/16)

### FIELD GOALS ATTEMPTED

Season: 4 vs. Texas (12/17/16)  
Career: 7 vs. Tennessee Tech (12/12/15)

### 3-POINT FIELD GOALS

Season: --  
Career: --

### 3-POINT FG ATTEMPTS

Season: 1 at Tennessee (1/3/17)  
Career: 1 at Tennessee (1/3/17)

### FREE THROWS MADE

Season: 4 at No. 6 Kentucky (1/7/17)  
Career: 4 (2x) last at No. 6 Kentucky (1/7/17)

### FREE THROWS ATTEMPTS

Season: 4 (3x) last vs. Missouri (1/14/17)  
Career: 5 at Texas A&M (1/2/16)

### REBOUNDS

Season: 6 vs. Sam Houston State (12/22/16)  
Career: 9 vs. Texas Tech (1/30/16)

### ASSISTS

Season: 3 (4x) last vs. Alabama (2/1/17)  
Career: 5 vs. North Florida (12/22/15)

### STEALS

Season: 2 (2x) last vs. Missouri (2/4/16)  
Career: 2 (2x) last vs. Missouri (2/4/16)

### BLOCKS

Season: 2 (9x) last at Texas A&M (1/17/17)  
Career: 4 vs. Texas Tech (1/30/16)

### MINUTES

Season: 20 at No. 6 Kentucky (1/7/17)  
Career: 29 vs. LSU (2/23/16)

## » CAREER STATISTICS AT ARKANSAS »

			Total		3-Point		F-Throws		Rebounds											Scoring	
Season	gp-gs	min/avg	fg-fga	pct	fg-fga	pct	ft-fa	pct	off	def	tot	avg	pf	fo	ast	to	blk	stl	pts	avg	
2014-15	14-0	33/2.4	1-5	.200	0-0	.000	3-3	1.000	3	3	6	0.4	3	0	1	4	1	1	5	0.4	
2015-16	29-1	503/17.3	37-61	.607	0-0	.000	16-31	.516	28	96	124	4.3	88	6	36	33	27	13	90	3.1	
2016-17	25-0	300/12.0	20-33	.606	0-1	.000	13-19	.684	21	48	69	2.8	57	0	31	12	19	12	53	2.1	
TOTAL	68-1	836/12.3	58-99	.586	0-1	.000	32-53	.604	52	147	199	2.9	148	6	68	49	47	26	148	2.2	

at forward... a **six-six** freshman... from Campti, Louisiana... number **two**...

# ADRIOBAILEY



## @AdrioBailey NEWS & NOTES »

- Recorded his first career start on Feb. 11 at LSU.
- Caught the lob off a Jaylen Barford pass to slam home a monster alley-oop dunk during a 24-6 Arkansas run that allowed the Razorbacks to pull away from the Crimson Tide on Feb. 1.
- Led the team in points (14) and rebounds (7) in the 99-62 victory over Austin Peay.
- Recorded career highs in points (14), rebounds (7), assists (2) and blocks (2) against Austin Peay.
- Scored his first collegiate points against Stephen F. Austin, a back door cut for a throw down slam.
- Ranked the No. 11 player in the state of Louisiana.
- Ranked the No. 50 small forward in the 2016 class by Rivals.com.
- Averaged 19.5 points, 12.7 rebounds and 3.9 blocks per game last season as a senior in high school.

## » GAME-BY-GAME STATS »

Opponent	Date	gs	min	Total		3-Pointers		Free throws		Rebounds				pf	a	t/o	blk	stl	pts	avg
				fg-fga	pct	3fg-fga	pct	ft-fa	pct	off	def	tot	avg							
FORT WAYNE	11/11/16	3	0-0	.000	0-0	.000	0-0	.000	0	1	1	1.0	1	0	1	0	0	0	0	0.0
SOUTHERN ILLINOIS	11/14/16	7	0-1	.000	0-0	.000	0-2	.000	1	0	1	1.0	1	0	3	0	0	0	0	0.0
UT ARLINGTON	11/18/16	dnp	-	-	-	-	-	-	-	-	-	-	-	-	-	-	-	-	-	-
at Minnesota	11/22/16	5	0-1	.000	0-0	.000	0-0	.000	0	1	1	1.0	0	0	0	0	0	0	0	0.0
MOUNT ST. MARY'S	11/28/16	4	0-0	.000	0-0	.000	0-0	.000	0	0	0	0.0	0	1	0	0	1	0	0	0.0
STEPHEN F. AUSTIN	12/01/16	12	1-1	1.000	0-0	.000	0-0	.000	0	0	0	0.0	4	0	1	0	0	2	0.4	0.4
AUSTIN PEAY	12/03/16	18	7-8	.875	0-0	.000	0-0	.000	4	3	7	1.7	2	2	2	1	14	2.7	14	2.7
HOUSTON	12/06/16	7	0-1	.000	0-0	.000	1-2	.500	1	1	2	1.7	1	1	1	0	0	1	2.4	2.4
NORTH FLORIDA	12/10/16	6	1-1	1.000	0-0	.000	1-2	.500	1	0	1	1.6	1	0	0	0	0	3	2.5	2.5
vs Texas	12/17/16	dnp	-	-	-	-	-	-	-	-	-	-	-	-	-	-	-	-	-	-
NORTH DAKOTA STATE	12/20/16	9	1-2	.500	0-0	.000	0-1	.000	0	1	1	1.6	0	0	0	0	1	2	2.4	2.4
vs Sam Houston State	12/22/16	11	1-2	.500	0-0	.000	2-4	.500	0	2	2	1.6	2	0	1	1	2	4	2.6	2.6
FLORIDA	12/29/16	3	0-0	.000	0-0	.000	0-0	.000	0	1	1	1.5	0	0	1	0	0	0	2.4	2.4
at Tennessee	01/03/17	dnp	-	-	-	-	-	-	-	-	-	-	-	-	-	-	-	-	-	-
at Kentucky	01/07/17	4	0-0	.000	0-0	.000	0-0	.000	0	0	0	1.4	1	1	0	0	1	0	2.2	2.2
MISSISSIPPI STATE	01/10/17	1	0-0	.000	0-0	.000	0-0	.000	0	0	0	1.3	0	0	0	0	0	0	2.0	2.0
MISSOURI	01/14/17	4	0-1	.000	0-0	.000	0-0	.000	1	0	1	1.3	0	0	0	0	0	0	1.9	1.9
at Texas A&M	01/17/17	dnp	-	-	-	-	-	-	-	-	-	-	-	-	-	-	-	-	-	-
LSU	01/21/17	8	0-0	.000	0-0	.000	0-0	.000	1	3	4	1.5	2	1	0	0	0	0	1.7	1.7
at Vanderbilt	01/24/17	dnp	-	-	-	-	-	-	-	-	-	-	-	-	-	-	-	-	-	-
at Oklahoma State	01/28/17	12	1-1	1.000	0-0	.000	0-0	.000	0	4	4	1.6	1	1	0	0	0	2	1.8	1.8
ALABAMA	02/01/17	11	3-3	1.000	0-0	.000	1-3	.333	1	2	3	1.7	3	0	0	1	1	7	2.1	2.1
at Missouri	02/04/17	4	0-0	.000	0-0	.000	0-0	.000	0	1	1	1.7	1	0	0	0	0	0	1.9	1.9
VANDERBILT	02/07/17	15	2-4	.500	0-0	.000	0-0	.000	2	2	4	1.8	2	0	0	2	1	4	2.1	2.1
at LSU	02/11/17	9	1-2	.500	0-0	.000	0-2	.000	0	0	0	1.7	0	0	0	1	0	2	2.1	2.1
Totals		1	153	18-28	.643	0-0	.000	5-16	.313	12	22	34	1.7	22	7	10	7	8	41	2.1

Games played: 20  
Minutes/game: 7.7  
Points/game: 2.1  
FG Pct: 64.3  
FT Pct: 31.3

Rebounds/game: 1.7  
Assists/game: 0.4  
Turnovers/game: 0.5  
Assist/turnover ratio: 0.7  
Steals/game: 0.4  
Blocks/game: 0.4

## » SEASON/CAREER HIGHS »

### POINTS

Season: 14 vs. Austin Peay (12/3/16)  
Career: 14 vs. Austin Peay (12/3/16)

### FIELD GOALS

Season: 7 vs. Austin Peay (12/3/16)  
Career: 7 vs. Austin Peay (12/3/16)

### FIELD GOALS ATTEMPTED

Season: 8 vs. Austin Peay (12/3/16)  
Career: 8 vs. Austin Peay (12/3/16)

### 3-POINT FIELD GOALS

Season: --  
Career: --

### 3-POINT FG ATTEMPTS

Season: --  
Career: --

### FREE THROWS MADE

Season: 2 vs. Sam Houston State (12/22/16)  
Career: 2 vs. Sam Houston State (12/22/16)

### FREE THROWS ATTEMPTS

Season: 4 vs. Sam Houston State (12/22/16)  
Career: 4 vs. Sam Houston State (12/22/16)

### REBOUNDS

Season: 7 vs. Austin Peay (12/3/16)  
Career: 7 vs. Austin Peay (12/3/16)

### ASSISTS

Season: 2 vs. Austin Peay (12/3/16)  
Career: 2 vs. Austin Peay (12/3/16)

### STEALS

Season: 2 vs. Sam Houston State (12/22/16)  
Career: 2 vs. Sam Houston State (12/22/16)

### BLOCKS

Season: 2 (2x) last vs. Vanderbilt (2/7/17)  
Career: 2 (2x) last vs. Vanderbilt (2/7/17)

### MINUTES

Season: 18 vs. Austin Peay (12/3/16)  
Career: 18 vs. Austin Peay (12/3/16)

## » CAREER STATISTICS AT ARKANSAS »

Season	gp-gs	min/avg	Total		3-Point		F-Throws		Rebounds				Scoring					
			fg-fga	pct	fg-fga	pct	ft-fa	pct	off	def	tot	avg	pf	fo	ast	to	blk	stl
2016-17	20-1	153/7.7	18-28	.643	0-0	.000	5-16	.313	12	22	34	1.7	22	0	7	10	7	8
TOTAL	20-1	153/7.7	18-28	.643	0-0	.000	5-16	.313	12	22	34	1.7	22	0	7	10	7	8

at guard... a **six-three** redshirt-senior... from Little Rock, **Arkansas**... number **three**...

# DUSTY HANNAHS



## » @D\_Hannahs NEWS & NOTES »

- Recorded a season-high 24 points against Vanderbilt on Feb. 7 to go along with five rebounds and two assists.
- Went 5-of-6 from behind the arc on Feb. 1 against Alabama, finishing with a game-high 19 pts off the bench.
- Has scored in double figures in 29 of the last 32 contests, including seven straight.
- Is 76-of-86 (.884) from the charity stripe this season to rank 3rd in the SEC and No. 35 in the country.
- Scored 14 of Arkansas' final 21 points in the final 4:38 to comeback and defeat Vanderbilt on the road.
- Took his last final exam on Dec. 14 and finished his degree from the Walton College of Business.
- Reached the 1,000-point club for his career in the season opener with a 23-point effort.
- Needs to average 15.7 points per game the rest of the season to reach 1,000 points at Arkansas.
- Named to the Preseason Second Team All-SEC as voted on by the league coaches.
- One of 20 players on the Jerry West Shooting Guard of the Year Award watch list.
- Ranked No. 97 player in the nation by CBS Sports.

## » GAME-BY-GAME STATS »

Opponent	Date	gs	min	Total		3-Pointers		Free throws		Rebounds				pf	a	t/o	blk	stl	pts	avg	
				fg-fga	pct	3fg-fga	pct	ft-fa	pct	off	def	tot	avg								
FORT WAYNE	11/11/16	*	30	7-17	.412	1-6	.167	8-10	.800	1	0	1	1.0	1	2	1	0	23	23.0		
SOUTHERN ILLINOIS	11/14/16	*	20	5-7	.714	5-6	.833	4-4	1.000	1	4	5	3.0	2	1	1	0	19	21.0		
UT ARLINGTON	11/18/16	*	27	2-10	.200	2-7	.286	5-6	.833	1	0	1	2.3	1	2	0	0	11	17.7		
at Minnesota	11/22/16	*	29	7-12	.583	1-2	.500	5-5	1.000	1	1	2	2.3	1	0	3	0	20	18.3		
MOUNT ST. MARY'S	11/28/16	*	20	4-14	.286	0-5	.000	4-4	1.000	1	1	2	2.2	1	1	1	0	12	17.0		
STEPHEN F. AUSTIN	12/01/16	*	24	5-9	.556	0-2	.000	5-5	1.000	0	0	0	1.8	1	2	1	0	15	16.7		
AUSTIN PEAY	12/03/16		21	5-12	.417	3-5	.600	0-0	.000	0	1	1	1.7	2	0	0	0	13	16.1		
HOUSTON	12/06/16	17	6-11	.545	2-5	.400	3-3	1.000	1	0	1	1.6	2	1	2	0	0	17	16.3		
NORTH FLORIDA	12/10/16	25	5-10	.500	2-6	.333	5-5	1.000	0	1	1	1.6	0	3	2	1	0	17	16.3		
vs Texas	12/17/16	24	5-11	.455	3-6	.500	2-3	.667	0	0	0	1.4	3	1	2	0	2	15	16.2		
NORTH DAKOTA STATE	12/20/16	19	4-10	.400	3-7	.429	0-0	.000	0	2	2	1.5	1	3	2	0	1	11	15.7		
vs Sam Houston State	12/22/16	*	23	2-7	.286	1-5	.200	1-2	.500	1	3	4	1.7	2	1	3	0	0	6	14.9	
FLORIDA	12/29/16	*	27	4-9	.444	2-6	.333	1-1	1.000	0	2	2	1.7	1	0	2	1	11	14.6		
at Tennessee	01/03/17	*	27	5-8	.625	2-4	.500	1-1	1.000	0	2	2	1.7	3	1	0	0	0	13	14.5	
at Kentucky	01/07/17	*	22	2-12	.167	0-5	.000	2-2	1.000	0	1	1	1.7	4	2	0	0	0	6	13.9	
MISSISSIPPI STATE	01/10/17	27	6-13	.462	3-7	.429	2-2	1.000	1	2	3	1.8	2	1	1	0	1	17	14.1		
MISSOURI	01/14/17	25	5-11	.455	2-5	.400	4-4	1.000	1	2	3	1.8	1	3	2	0	0	16	14.2		
at Texas A&M	01/17/17	27	3-7	.429	2-4	.500	1-2	.500	0	1	1	1.8	1	1	1	1	0	9	13.9		
LSU	01/21/17	17	3-7	.429	2-3	.667	6-6	1.000	2	1	3	1.8	1	0	4	0	0	14	13.9		
at Vanderbilt	01/24/17	24	5-13	.385	0-6	.000	7-9	.778	0	0	0	1.8	2	2	1	0	0	17	14.1		
at Oklahoma State	01/28/17	24	4-10	.400	0-3	.000	5-6	.833	1	2	3	1.8	3	0	3	0	0	13	14.0		
ALABAMA	02/01/17	17	7-9	.778	5-6	.833	0-0	.000	0	0	0	1.7	3	1	2	0	0	19	14.3		
at Missouri	02/04/17	25	3-8	.375	2-5	.400	4-4	1.000	0	0	0	1.7	1	2	2	0	0	12	14.2		
VANDERBILT	02/07/17	*	35	10-19	.526	3-6	.500	1-2	.500	4	1	5	1.8	3	2	2	0	1	24	14.6	
at LSU	02/11/17	*	24	6-14	.429	5-10	.500	0-0	.000	0	2	2	1.8	2	0	2	0	1	17	14.7	
Totals			12	600	120-270	.444	51-132	.386	76-86	.884	16	29	45	1.8	44	32	40	2	12	367	14.7

Games played: 25  
Minutes/game: 24.0  
Points/game: 14.7  
FG Pct: 44.4  
3FG Pct: 38.6  
FT Pct: 88.4

Rebounds/game: 1.8  
Assists/game: 1.3  
Turnovers/game: 1.6  
Assist/turnover ratio: 0.8  
Steals/game: 0.5  
Blocks/game: 0.1

## » SEASON/CAREER HIGHS »

### POINTS

Season: 24 vs. Vanderbilt (2/7/17)  
Career: 33 vs. Florida (3/10/16)

### FIELD GOALS

Season: 10 vs. Vanderbilt (2/7/17)  
Career: 12 vs. Florida (3/10/16)

### FIELD GOALS ATTEMPTED

Season: 19 vs. Vanderbilt (2/7/17)  
Career: 23 vs. Florida (3/10/16)

### 3-POINT FIELD GOALS

Season: 5 (3x) last at LSU (2/11/17)  
Career: 8 vs. Mississippi State (1/9/16)

### 3-POINT FG ATTEMPTS

Season: 10 at LSU (2/11/17)  
Career: 13 vs. Mississippi State (1/9/16)

### FREE THROWS MADE

Season: 8 vs. Fort Wayne (11/11/16)  
Career: 10 vs. Evansville (12/8/15)

### FREE THROWS ATTEMPTS

Season: 10 vs. Fort Wayne (11/11/16)  
Career: 10 (3x) last vs. Fort Wayne (11/11/16)

### REBOUNDS

Season: 5 (2x) last vs. Vanderbilt (2/7/17)  
Career: 6 (2x) last vs. Missouri (2/20/16)

### ASSISTS

Season: 3 (3x) last vs. Missouri (1/14/17)  
Career: 6 at West Virginia (1/22/14)^

### STEALS

Season: 2 vs. Texas (12/17/16)  
Career: 3 (2x) last vs. Mississippi State (1/9/15)

### BLOCKS

Season: 1 (2x) vs. No. 25 Florida (12/29/16)  
Career: 1 (4x) vs. No. 25 Florida (12/29/16)

### MINUTES

Season: 35 vs. Vanderbilt (2/7/17)  
Career: 40 vs. Texas Tech (1/30/16)

^ - at Texas Tech

## » CAREER STATISTICS AT ARKANSAS »

			Total		3-Point		F-Throws			Rebounds											Scoring	
Season	gp-gs	min/avg	fg-fga	pct	fg-fga	pct	ft-fa	pct	off	def	tot	avg	pf	fo	ast	to	blk	stl	pts	avg		
2015-16	32-20	866/27.1	174-380	.458	81-187	.433	100-115	.870	19	58	77	2.4	68	0	29	41	0	20	529	16.5		
2016-17	25-12	600/24.0	120-270	.444	51-132	.386	76-86	.884	16	29	45	1.8	44	0	32	40	2	12	367	14.7		
TOTAL	57-32	1466/25.7	294-650	.452	132-319	.414	176-201	.876	35	87	122	2.1	112	0	61	81	2	32	896	15.7		

at guard... a six-three junior... from Little Rock, Arkansas... number four...

# DARYL MACON



## » @YoD4\_\_ NEWS & NOTES »

- Hit 3 free throws with 1.6 seconds left on the road against Vanderbilt on Jan. 24 to complete an improbable comeback over the Commodores after being down 15 with 6:02 remaining.
- Has scored Arkansas' first points in nine of the last 17 games, with seven of those nine buckets coming from behind the arc.
- Has led or tied the team-high in scoring in eight of the last 16 games.
- Second on the team with 27 steals on the year.
- Is 92-of-105 (.876) from the charity stripe this season to rank No. 5 in the SEC and No. 40 in the country.
- Has scored at least 12 points in 19 of 25 games this season, including 15 of the last 18.
- Has two 12+ made free throw performances this season (12-of-13 at Tennessee; 14-of-14 vs. Texas).
- His 14-of-14 free throw performance vs. Texas was the 2nd most makes in program history without a miss.
- Scored a career-high 23 points against Texas and was named the Lone Star Shootout MVP.
- Had made 29 straight free throws over a 5-game stretch before missing his final attempt vs. No. 25 Florida.
- Is the only player in the last 30 years to have 13+ points, 7+ rebounds, 5+ assists and 4+ steals in his Razorback debut. (Via @HogStats)
- Ranked as the No. 3 junior college transfer in the 2016 class.
- Averaged 23.9 points, 3.7 rebounds, and 3.2 assists per game as a sophomore at Holmes CC.

## » GAME-BY-GAME STATS »

Opponent	Date	gs	min	Total		3-Pointers		Free throws		Rebounds			pf	a	t/o	blk	stl	pts	avg		
				fg-fga	pct	3fg-fga	pct	ft-fa	pct	off	def	tot								avg	
FORT WAYNE	11/11/16	*	33	5-11	.455	2-6	.333	1-2	.500	2	5	7	7.0	3	5	4	0	13	13.0		
SOUTHERN ILLINOIS	11/14/16	*	20	4-6	.667	4-6	.667	0-0	.000	0	2	2	4.5	2	5	0	1	12	12.5		
UT ARLINGTON	11/18/16	*	26	2-6	.333	0-3	.000	3-4	.750	0	2	2	3.7	4	0	1	0	7	10.7		
at Minnesota	11/22/16	*	26	4-11	.364	0-4	.000	4-4	1.000	1	4	5	4.0	1	1	5	0	12	11.0		
MOUNT ST. MARY'S	11/28/16	*	18	4-7	.571	2-3	.667	5-6	.833	0	0	0	3.2	3	2	1	0	15	11.8		
STEPHEN F. AUSTIN	12/01/16	*	22	3-8	.375	1-4	.250	0-0	.000	0	0	0	2.7	3	5	1	0	2	7	11.0	
AUSTIN PEAY	12/03/16	*	15	4-7	.571	0-3	.000	0-0	.000	0	4	4	2.9	2	1	1	0	1	8	10.6	
HOUSTON	12/06/16	*	30	5-9	.556	3-4	.750	4-5	.800	1	2	3	2.9	1	3	3	0	1	17	11.4	
NORTH FLORIDA	12/10/16	*	23	3-6	.500	2-5	.400	5-5	1.000	0	4	4	3.0	2	4	3	0	3	13	11.6	
vs Texas	12/17/16	*	29	4-12	.333	1-5	.200	14-14	1.000	1	3	4	3.1	1	3	1	0	1	23	12.7	
NORTH DAKOTA STATE	12/20/16	*	24	5-12	.417	3-5	.600	2-2	1.000	4	2	6	3.4	0	5	4	0	1	15	12.9	
vs Sam Houston State	12/22/16	*	23	6-9	.667	2-5	.400	3-3	1.000	0	1	1	3.2	1	1	1	0	2	17	13.3	
FLORIDA	12/29/16	*	33	7-10	.700	3-5	.600	5-6	.833	0	4	4	3.2	2	1	1	0	1	22	13.9	
at Tennessee	01/03/17	*	26	1-6	.167	1-4	.250	12-13	.923	0	2	2	3.1	2	1	3	0	0	15	14.0	
at Kentucky	01/07/17	*	26	5-12	.417	3-7	.429	2-2	1.000	0	0	0	2.9	3	1	0	0	0	15	14.1	
MISSISSIPPI STATE	01/10/17	*	24	3-7	.429	1-4	.250	1-1	1.000	0	1	1	2.8	2	2	2	0	0	8	13.7	
MISSOURI	01/14/17	*	27	6-11	.545	4-8	.500	1-2	.500	1	3	4	2.9	3	6	2	0	2	17	13.9	
at Texas A&M	01/17/17	*	26	3-10	.300	1-5	.200	9-12	.750	0	4	4	2.9	0	1	3	1	1	16	14.0	
LSU	01/21/17	*	31	4-9	.444	3-7	.429	4-4	1.000	3	4	7	3.2	3	1	2	0	1	15	14.1	
at Vanderbilt	01/24/17	*	32	2-8	.250	1-4	.250	7-7	1.000	1	3	4	3.2	2	1	3	0	0	12	14.0	
at Oklahoma State	01/28/17	*	25	0-8	.000	0-6	.000	0-0	.000	0	1	1	3.1	3	1	0	0	0	0	13.3	
ALABAMA	02/01/17	*	27	4-8	.500	3-4	.750	1-1	1.000	0	1	1	3.0	2	4	1	0	0	12	13.2	
at Missouri	02/04/17	*	29	4-9	.444	3-6	.500	4-5	.800	0	3	3	3.0	5	3	4	0	1	15	13.3	
VANDERBILT	02/07/17	*	27	2-9	.222	1-5	.200	0-0	.000	0	0	0	2.9	1	0	0	0	1	5	13.0	
at LSU	02/11/17	*	28	5-11	.455	2-7	.286	5-7	.714	0	0	0	2.8	0	0	2	0	0	17	13.1	
Totals			21	650	95-222	.428	46-125	.368	92-105	.876	14	55	69	2.8	51	57	48	2	27	328	13.1

Games played: 25  
Minutes/game: 26.0  
Points/game: 13.1  
FG Pct: 42.8  
3FG Pct: 36.8  
FT Pct: 87.6

Rebounds/game: 2.8  
Assists/game: 2.3  
Turnovers/game: 1.9  
Assist/turnover ratio: 1.2  
Steals/game: 1.1  
Blocks/game: 0.1

## » SEASON/CAREER HIGHS »

### POINTS

Season: 23 vs. Texas (12/17/16)  
Career: 23 vs. Texas (12/17/16)

### FIELD GOALS

Season: 7 vs. No. 25 Florida (12/29/16)  
Career: 7 vs. No. 25 Florida (12/29/16)

### FIELD GOALS ATTEMPTED

Season: 12 (3x) last at No. 6 Kentucky (1/7/17)  
Career: 12 (3x) last at No. 6 Kentucky (1/7/17)

### 3-POINT FIELD GOALS

Season: 4 (2x) vs. Missouri (1/14/17)  
Career: 4 (2x) vs. Missouri (1/14/17)

### 3-POINT FG ATTEMPTS

Season: 8 vs. Missouri (1/14/17)  
Career: 8 vs. Missouri (1/14/17)

### FREE THROWS MADE

Season: 14 vs. Texas (12/17/16)  
Career: 14 vs. Texas (12/17/16)

### FREE THROWS ATTEMPTS

Season: 14 vs. Texas (12/17/16)  
Career: 14 vs. Texas (12/17/16)

### REBOUNDS

Season: 7 (2x) last vs. LSU (1/21/17)  
Career: 7 (2x) last vs. LSU (1/21/17)

### ASSISTS

Season: 6 vs. Missouri (1/14/17)  
Career: 6 vs. Missouri (1/14/17)

### STEALS

Season: 4 vs. Fort Wayne (11/11/16)  
Career: 4 vs. Fort Wayne (11/11/16)

### BLOCKS

Season: 1 (2x) last at Texas A&M (1/17/17)  
Career: 1 (2x) last at Texas A&M (1/17/17)

### MINUTES

Season: 33 (2x) last vs. No. 25 Florida (12/29/16)  
Career: 33 (2x) last vs. No. 25 Florida (12/29/16)

## » CAREER STATISTICS AT ARKANSAS »

			Total		3-Point		F-Throws		Rebounds											Scoring	
Season	gp-gs	min/avg	fg-fga	pct	fg-fga	pct	ft-fa	pct	off	def	tot	avg	pf	fo	ast	to	blk	stl	pts	avg	
2016-17	25-21	650/26.0	95-222	.428	46-125	.368	92-105	.876	14	55	69	2.8	51	1	57	48	2	27	328	13.1	
TOTAL	25-21	650/26.0	95-222	.428	46-125	.368	92-105	.876	14	55	69	2.8	51	1	57	48	2	27	328	13.1	

at forward... a six-eight junior... from St. Louis, Missouri... number five...

# ARLANDO COOK



## @ ballxbooks NEWS & NOTES »

- Had a season-high seven rebounds at Texas A&M in Arkansas' comeback win over the Aggies on Jan. 17.
- Has a rebound in 21 straight games and has scored in 19 of 25 games this season.
- Had a career-high three blocks and six rebounds against Sam Houston State in 15 minutes of action.
- Went 4-for-4 from the charity stripe in the final two minutes against Texas.
- Played a season-high 21 minutes off the bench against No. 25 Florida and at Texas A&M.
- Three of his four baskets against Southern Illinois were lay-ups in transition.
- Junior college transfer from Connors State College
- Ranked as the No. 6 junior college transfer in the 2016 class.
- Averaged 16.0 points and 10.1 rebounds per game last season as a sophomore at Connors State College.

## » GAME-BY-GAME STATS »

Opponent	Date	gs	min	Total fg-fga	pct	3-Pointers 3fg-fga	pct	Free throws ft-fa	pct	Rebounds			pf	a	t/o	blk	stl	pts	avg
FORT WAYNE	11/11/16	5	0-0	.000	0-0	.000	0-0	.000	0	0	0	0.0	3	0	2	0	0	0	0.0
SOUTHERN ILLINOIS	11/14/16	13	4-8	.500	0-0	.000	1-1	1.000	0	2	2	1.0	0	0	1	1	1	9	4.5
UT ARLINGTON	11/18/16	13	0-2	.000	0-0	.000	1-2	.500	1	0	1	1.0	0	0	1	1	1	1	3.3
at Minnesota	11/22/16	14	2-3	.667	0-0	.000	0-0	.000	0	0	0	0.8	4	0	3	1	4	3.5	
MOUNT ST. MARY'S	11/28/16	13	1-4	.250	0-0	.000	1-2	.500	0	2	2	1.0	1	1	0	0	0	3	3.4
STEPHEN F. AUSTIN	12/01/16	9	1-2	.500	0-0	.000	0-0	.000	1	0	1	1.0	0	0	0	0	0	2	3.2
AUSTIN PEAY	12/03/16	15	2-4	.500	0-0	.000	0-0	.000	3	0	3	1.3	1	2	0	0	1	4	3.3
HOUSTON	12/06/16	10	0-1	.000	0-0	.000	0-0	.000	1	0	1	1.3	0	0	0	0	0	0	2.9
NORTH FLORIDA	12/10/16	12	2-4	.500	0-0	.000	0-0	.000	3	1	4	1.6	2	0	1	0	2	4	3.0
vs Texas	12/17/16	17	1-1	1.000	0-0	.000	4-4	1.000	0	2	2	1.6	4	1	0	1	1	6	3.3
NORTH DAKOTA STATE	12/20/16	13	1-3	.333	0-0	.000	2-2	1.000	1	2	3	1.7	0	1	0	0	0	4	3.4
vs Sam Houston State	12/22/16	15	2-3	.667	0-0	.000	0-0	.000	0	6	6	2.1	3	0	1	3	0	4	3.4
FLORIDA	12/29/16	21	2-5	.400	0-0	.000	4-4	1.000	0	2	2	2.1	3	1	1	1	0	8	3.8
at Tennessee	01/03/17	* 11	0-2	.000	0-0	.000	1-2	.500	1	2	3	2.1	3	0	1	0	0	1	3.6
at Kentucky	01/07/17	* 15	3-5	.600	0-0	.000	0-0	.000	0	1	1	2.1	0	0	0	0	1	6	3.7
MISSISSIPPI STATE	01/10/17	* 11	1-3	.333	0-0	.000	1-2	.500	1	2	3	2.1	2	1	1	0	0	3	3.7
MISSOURI	01/14/17	7	0-0	.000	0-0	.000	0-0	.000	0	1	1	2.1	0	0	0	0	0	0	3.5
at Texas A&M	01/17/17	21	3-4	.750	0-0	.000	0-1	.000	2	5	7	2.3	4	2	0	1	2	6	3.6
LSU	01/21/17	* 19	2-3	.667	0-0	.000	4-7	.571	2	4	6	2.5	5	2	2	0	0	8	3.8
at Vanderbilt	01/24/17	* 12	1-5	.200	0-0	.000	0-0	.000	3	1	4	2.6	2	0	0	0	0	2	3.8
at Oklahoma State	01/28/17	* 7	0-2	.000	0-0	.000	0-0	.000	1	0	1	2.5	1	0	2	0	0	0	3.6
ALABAMA	02/01/17	* 11	1-1	1.000	0-0	.000	0-0	.000	1	0	1	2.5	3	0	2	0	0	2	3.5
at Missouri	02/04/17	10	2-5	.400	0-0	.000	1-4	.250	4	1	5	2.6	1	0	0	0	0	5	3.6
VANDERBILT	02/07/17	3	0-0	.000	0-0	.000	0-0	.000	0	1	1	2.5	0	0	0	0	0	0	3.4
at LSU	02/11/17	5	0-2	.000	0-0	.000	0-0	.000	0	2	2	2.5	1	0	0	1	0	0	3.3
Totals		7	302	31-72	.431	0-0	.000	20-31	.645	25	37	62	2.5	43	11	18	10	82	3.3

Games played: 25  
Minutes/game: 12.1  
Points/game: 3.3  
FG Pct: 43.1  
FT Pct: 64.5

Rebounds/game: 2.5  
Assists/game: 0.4  
Turnovers/game: 0.7  
Assist/turnover ratio: 0.6  
Steals/game: 0.4  
Blocks/game: 0.4

## » SEASON/CAREER HIGHS »

### POINTS

Season: 9 vs. Southern Illinois (11/14/16)  
Career: 9 vs. Southern Illinois (11/14/16)

### FIELD GOALS

Season: 4 vs. Southern Illinois (11/14/16)  
Career: 4 vs. Southern Illinois (11/14/16)

### FIELD GOALS ATTEMPTED

Season: 8 vs. Southern Illinois (11/14/16)  
Career: 8 vs. Southern Illinois (11/14/16)

### 3-POINT FIELD GOALS

Season: --  
Career: --

### 3-POINT FG ATTEMPTS

Season: --  
Career: --

### FREE THROWS MADE

Season: 4 (3x) last vs. LSU (1/21/17)  
Career: 4 (3x) last vs. LSU (1/21/17)

### FREE THROWS ATTEMPTS

Season: 7 vs. LSU (1/21/17)  
Career: 7 vs. LSU (1/21/17)

### REBOUNDS

Season: 7 at Texas A&M (1/17/17)  
Career: 7 at Texas A&M (1/17/17)

### ASSISTS

Season: 2 (3x) last vs. LSU (1/21/17)  
Career: 2 (3x) last vs. LSU (1/21/17)

### STEALS

Season: 2 (2x) last at Texas A&M (1/17/17)  
Career: 2 (2x) last at Texas A&M (1/17/17)

### BLOCKS

Season: 3 vs. Sam Houston State (12/22/16)  
Career: 3 vs. Sam Houston State (12/22/16)

### MINUTES

Season: 21 (2x) last at Texas A&M (1/17/17)  
Career: 21 (2x) last at Texas A&M (1/17/17)

## » CAREER STATISTICS AT ARKANSAS »

			Total		3-Point		F-Throws		Rebounds											Scoring	
Season	gp-gs	min/avg	fg-fga	pct	fg-fga	pct	ft-fa	pct	off	def	tot	avg	pf	fo	ast	to	blk	stl	pts	avg	
2016-17	25-7	302/12.1	31-72	.431	0-0	.000	20-31	.645	25	37	62	2.5	43	1	11	18	10	10	82	3.3	
TOTAL	25-7	302/12.1	31-72	.431	0-0	.000	20-31	.645	25	37	62	2.5	43	1	11	18	10	10	82	3.3	

at forward... a **six-eight** freshman... from Fort Wayne, **Indiana**... number **twelve**...

# BRACHENHAZEN



## » @Brachen\_ NEWS & NOTES »

- Pulled down a career-high five rebounds in only seven minutes against Sam Houston State.
- Tipped in his first points as a Razorback against Austin Peay off an offensive rebound.
- Saw his first action as a Razorback against Southern Illinois.
- Ranked the No. 7 player in the state of Indiana.
- No. 50 small forward in the 2016 class by 247Sports.
- Averaged 16.1 points, 9.3 rebounds, 2.6 assists, 1.4 steals and 1.8 blocks per game as a senior at Columbia City High School.

## » GAME-BY-GAME STATS »

Opponent	Date	gs	min	Total fg-fga	pct	3-Pointers 3fg-fga	pct	Free throws ft-fa	pct	Rebounds off def tot	avg	pf	a	t/o	blk	stl	pts	avg
FORT WAYNE	11/11/16	dnp		-	-	-	-	-	-	-	-	-	-	-	-	-	-	-
SOUTHERN ILLINOIS	11/14/16	8		0-0	.000	0-0	.000	0-0	.000	1	1	2	2.0	3	0	4	0	0
UT ARLINGTON	11/18/16	dnp		-	-	-	-	-	-	-	-	-	-	-	-	-	-	-
at Minnesota	11/22/16	3		0-0	.000	0-0	.000	0-0	.000	0	0	0	1.0	0	0	0	0	0.0
MOUNT ST. MARY'S	11/28/16	1		0-0	.000	0-0	.000	0-2	.000	0	0	0	0.7	0	0	0	0	0.0
STEPHEN F. AUSTIN	12/01/16	2		0-0	.000	0-0	.000	0-0	.000	0	1	1	0.8	0	0	0	0	0.0
AUSTIN PEAY	12/03/16	9		1-2	.500	0-0	.000	0-0	.000	1	0	1	0.8	1	0	0	0	2.0
HOUSTON	12/06/16	dnp		-	-	-	-	-	-	-	-	-	-	-	-	-	-	-
NORTH FLORIDA	12/10/16	1		0-0	.000	0-0	.000	0-0	.000	0	0	0	0.7	0	0	0	0	0.3
vs Texas	12/17/16	dnp		-	-	-	-	-	-	-	-	-	-	-	-	-	-	-
NORTH DAKOTA STATE	12/20/16	1		0-0	.000	0-0	.000	1-2	.500	0	0	0	0.6	0	0	0	0	0.4
vs Sam Houston State	12/22/16	7		0-2	.000	0-1	.000	0-0	.000	0	5	5	1.1	1	1	0	0	0.4
FLORIDA	12/29/16	dnp		-	-	-	-	-	-	-	-	-	-	-	-	-	-	-
at Tennessee	01/03/17	dnp		-	-	-	-	-	-	-	-	-	-	-	-	-	-	-
at Kentucky	01/07/17	1		0-0	.000	0-0	.000	0-0	.000	0	0	0	1.0	0	0	0	0	0.3
MISSISSIPPI STATE	01/10/17	dnp		-	-	-	-	-	-	-	-	-	-	-	-	-	-	-
MISSOURI	01/14/17	1		0-0	.000	0-0	.000	0-0	.000	0	1	1	1.0	0	0	0	0	0.3
at Texas A&M	01/17/17	dnp		-	-	-	-	-	-	-	-	-	-	-	-	-	-	-
LSU	01/21/17	dnp		-	-	-	-	-	-	-	-	-	-	-	-	-	-	-
at Vanderbilt	01/24/17	dnp		-	-	-	-	-	-	-	-	-	-	-	-	-	-	-
at Oklahoma State	01/28/17	dnp		-	-	-	-	-	-	-	-	-	-	-	-	-	-	-
ALABAMA	02/01/17	3		0-1	.000	0-0	.000	0-0	.000	0	0	0	0.9	0	0	0	0	0.3
at Missouri	02/04/17	dnp		-	-	-	-	-	-	-	-	-	-	-	-	-	-	-
VANDERBILT	02/07/17	dnp		-	-	-	-	-	-	-	-	-	-	-	-	-	-	-
at LSU	02/11/17	dnp		-	-	-	-	-	-	-	-	-	-	-	-	-	-	-
Totals		0	37	1-5	.200	0-1	.000	1-4	.250	2	8	10	0.9	5	1	4	0	3

Games played: 11  
Minutes/game: 3.4  
Points/game: 0.3  
FG Pct: 20.0  
3FG Pct: 0.0  
FT Pct: 25.0

Rebounds/game: 0.9  
Assists/game: 0.1  
Turnovers/game: 0.4  
Assist/turnover ratio: 0.3

## » SEASON/CAREER HIGHS »

### POINTS

Season: 2 vs. Austin Peay (12/3/16)

Career: 2 vs. Austin Peay (12/3/16)

### FIELD GOALS

Season: 1 vs. Austin Peay (12/3/16)

Career: 1 vs. Austin Peay (12/3/16)

### FIELD GOALS ATTEMPTED

Season: 2 (2x) last vs. Sam Houston State (12/22/16)

Career: 2 (2x) last vs. Sam Houston State (12/22/16)

### 3-POINT FIELD GOALS

Season: --

Career: --

### 3-POINT FG ATTEMPTS

Season: 1 vs. Sam Houston State (12/22/16)

Career: 1 vs. Sam Houston State (12/22/16)

### FREE THROWS MADE

Season: 1 vs. North Dakota State (12/20/16)

Career: 1 vs. North Dakota State (12/20/16)

### FREE THROWS ATTEMPTS

Season: 2 (2x) last vs. North Dakota State (12/20/16)

Career: 2 (2x) last vs. North Dakota State (12/20/16)

### REBOUNDS

Season: 5 vs. Sam Houston State (12/22/16)

Career: 5 vs. Sam Houston State (12/22/16)

### ASSISTS

Season: 1 vs. Sam Houston State (12/22/16)

Career: 1 vs. Sam Houston State (12/22/16)

### STEALS

Season:

Career:

### BLOCKS

Season:

Career:

### MINUTES

Season: 9 vs. Austin Peay (12/3/16)

Career: 9 vs. Austin Peay (12/3/16)

## » CAREER STATISTICS AT ARKANSAS »

Season	gp-gs	min/avg	Total fg-fga	pct	3-Point fg-fga	pct	F-Throws ft-fa	pct	Rebounds off def tot	avg	pf	fo	ast	to	blk	stl	Scoring pts	avg
2016-17	11-0	37/3.4	1-5	.200	0-1	.000	1-4	.250	2	8	10	0.9	5	0	1	4	0	3
TOTAL	11-0	37/3.4	1-5	.200	0-1	.000	1-4	.250	2	8	10	0.9	5	0	1	4	0	3

at forward... a **six-eight** redshirt junior... from Texarkana, **Texas**... number **thirteen**...

# DUSTINTHOMAS



## » @YehThatsMe\_DT13 NEWS & NOTES »

- Had one of his better games as a Razorback at LSU on Feb. 11, scoring nine points off the bench and pulled down a career and team-high nine rebounds to go along with three steals.
- Has an assist in 14 games this season.
- Has 5+ rebounds in 12 games this season, including four of the last five.
- Pulled down seven first half rebounds against Sam Houston State, including two on the offensive end.
- Tied a career-high with four assists against Austin Peay.
- Scored nine first-half points against Mount St. Mary's to lead the team at the break.
- Sat out the season due to NCAA four-year transfer rules.
- Averaged 4.0 points and 2.5 rebounds per game over two years at Colorado.
- Scored a career high 17 points and three steals against Southern California his sophomore year.

## » GAME-BY-GAME STATS »

Opponent	Date	gs	min	Total		3-Pointers		Free throws		Rebounds				pf	a	t/o	blk	stl	pts	avg	
				fg-fga	pct	3fg-fga	pct	ft-fta	pct	off	def	tot	avg								
FORT WAYNE	11/11/16	*	18	4-6	.667	0-0	.000	2-3	.667	1	5	6	6.0	5	0	3	0	0	10	10.0	
SOUTHERN ILLINOIS	11/14/16	*	18	1-3	.333	0-0	.000	0-0	.000	1	0	1	3.5	1	4	0	0	1	2	6.0	
UT ARLINGTON	11/18/16	*	28	1-3	.333	0-0	.000	6-8	.750	2	4	6	4.3	4	2	1	1	2	8	6.7	
at Minnesota	11/22/16	*	12	1-5	.200	0-0	.000	3-4	.750	1	1	2	3.8	4	0	1	0	0	5	6.3	
MOUNT ST. MARY'S	11/28/16	*	23	6-7	.857	1-1	1.000	0-0	.000	1	4	5	4.0	3	1	0	0	1	13	7.6	
STEPHEN F. AUSTIN	12/01/16	*	21	4-8	.500	0-0	.000	1-2	.500	2	0	2	3.7	2	1	2	0	0	9	7.8	
AUSTIN PEAY	12/03/16	*	16	3-6	.500	0-1	.000	1-2	.500	0	3	3	3.6	2	4	1	0	0	7	7.7	
HOUSTON	12/06/16	*	23	4-7	.571	0-0	.000	3-4	.750	2	3	5	3.8	4	3	1	1	0	11	8.1	
NORTH FLORIDA	12/10/16	*	22	2-5	.400	0-0	.000	4-4	1.000	2	6	8	4.2	1	3	1	0	0	8	8.1	
vs Texas	12/17/16	*	21	0-3	.000	0-0	.000	0-0	.000	2	1	3	4.1	4	0	0	1	0	0	7.3	
NORTH DAKOTA STATE	12/20/16	*	13	2-6	.333	0-0	.000	2-2	1.000	2	0	2	3.9	4	0	0	0	0	6	7.2	
vs Sam Houston State	12/22/16	*	17	1-3	.333	0-0	.000	4-6	.667	2	5	7	4.2	1	1	0	0	1	6	7.1	
FLORIDA	12/29/16	*	12	1-4	.250	0-0	.000	0-0	.000	0	2	2	4.0	3	2	2	0	0	2	6.7	
at Tennessee	01/03/17		26	2-4	.500	0-0	.000	2-2	1.000	0	7	7	4.2	5	0	1	0	2	6	6.6	
at Kentucky	01/07/17		7	0-2	.000	0-0	.000	0-0	.000	1	1	2	4.1	4	1	0	0	0	0	6.2	
MISSISSIPPI STATE	01/10/17		26	2-4	.500	0-0	.000	4-8	.500	4	3	7	4.3	1	0	1	0	1	8	6.3	
MISSOURI	01/14/17	*	18	1-3	.333	0-0	.000	1-2	.500	0	2	2	4.1	4	0	1	0	0	3	6.1	
at Texas A&M	01/17/17	*	19	2-4	.500	0-0	.000	0-0	.000	0	2	2	4.0	3	2	1	0	0	4	6.0	
LSU	01/21/17		6	1-2	.500	0-0	.000	0-0	.000	2	2	4	4.0	4	0	1	0	0	2	5.8	
at Vanderbilt	01/24/17		16	1-2	.500	0-0	.000	0-0	.000	0	3	3	4.0	3	0	0	1	0	2	5.6	
at Oklahoma State	01/28/17		17	3-3	1.000	0-0	.000	3-3	1.000	3	2	5	4.0	2	1	2	0	2	9	5.8	
ALABAMA	02/01/17		13	1-4	.250	0-0	.000	0-2	.000	2	3	5	4.0	5	1	0	0	2	2	5.6	
at Missouri	02/04/17	*	14	1-1	1.000	0-0	.000	1-1	1.000	1	5	6	4.1	2	0	2	0	0	3	5.5	
VANDERBILT	02/07/17	*	5	2-2	1.000	0-0	.000	0-0	.000	0	0	0	4.0	0	0	0	0	1	4	5.4	
at LSU	02/11/17		26	4-6	.667	0-1	.000	1-2	.500	2	7	9	4.2	3	1	1	0	3	9	5.6	
Totals			17	437	50-103	.485	1-3	.333	38-55	.691	33	71	104	4.2	74	27	22	4	16	139	5.6

Games played: 25  
Minutes/game: 17.5  
Points/game: 5.6  
FG Pct: 48.5  
3FG Pct: 33.3  
FT Pct: 69.1

Rebounds/game: 4.2  
Assists/game: 1.1  
Turnovers/game: 0.9  
Assist/turnover ratio: 1.2  
Steals/game: 0.6  
Blocks/game: 0.2

## » SEASON/CAREER HIGHS »

### POINTS

Season: 13 vs. Mount St. Mary's (11/28/16)  
Career: 17 vs. USC (01/04/15)^

### FIELD GOALS

Season: 6 vs. Mount St. Mary's (11/28/16)  
Career: 6 vs. Mount St. Mary's (11/28/16)

### FIELD GOALS ATTEMPTED

Season: 8 vs. Stephen F. Austin (12/1/16)  
Career: 8 (2x) last vs. Stephen F. Austin (12/1/16)

### 3-POINT FIELD GOALS

Season: 1 vs. Mount St. Mary's (11/28/16)  
Career: 3 vs. USC (Jan. 4, 2015)^

### 3-POINT FG ATTEMPTS

Season: 1 (2x) last vs. Austin Peay (12/3/16)  
Career: 3 (3x) last vs. USC (01/04/15)^

### FREE THROWS MADE

Season: 6 vs. UT Arlington (11/18/16)  
Career: 6 vs. UT Arlington (11/18/16)

### FREE THROWS ATTEMPTS

Season: 8 (2x) last vs. Mississippi State (1/10/17)  
Career: 8 (3x) last vs. Mississippi State (1/10/17)

### REBOUNDS

Season: 9 at LSU (2/11/17)  
Career: 9 at LSU (2/11/17)

### ASSISTS

Season: 4 (2x) last vs. Austin Peay (12/3/16)  
Career: 4 (2x) last vs. Southern Illinois (11/14/16)

### STEALS

Season: 3 at LSU (2/11/17)  
Career: 3 (2x) last at LSU (2/11/17)

### BLOCKS

Season: 1 (4x) last at Vanderbilt (1/24/17)  
Career: 2 (2x) last vs. California (02/12/15)^

### MINUTES

Season: 28 vs. UT Arlington (11/18/16)  
Career: 30 at UCLA (01/31/15)^

^ - at Colorado

## » CAREER STATISTICS AT ARKANSAS »

Season	gp-gs	min/avg	Total		3-Point		F-Throws		Rebounds				Scoring					
			fg-fga	pct	fg-fga	pct	ft-fa	pct	off	def	tot	avg	pf	fo	ast	to	blk	stl
2016-17	25-17	437/17.5	50-103	.485	1-3	.333	38-55	.691	33	71	104	4.2	74	3	27	22	4	16
TOTAL	25-17	437/17.5	50-103	.485	1-3	.333	38-55	.691	33	71	104	4.2	74	3	27	22	4	16

at guard... a **six-three** senior... from Fayetteville, **Arkansas**... number **twenty-one**...

# MANNY WATKINS



## » @ManualeWatkins NEWS & NOTES »

- Scored 10 pts in the first half against Alabama to record his second double-digit scoring effort of the season.
- Was 0-of-8 from behind the arc in his first 92 games as a Razorback, before sinking 9-of-17 (.529) attempts over the last 8 games, including a 3-for-3 performance at Texas A&M on Jan. 17.
- Has 13 turnovers in 520 minutes of action. Averaging one turnover per 40.0 minutes of action.
- Leads the team with 33 steals.
- The 6-3 guard is third on the team in rebounding at 3.7 per game.
- After having six double-digit scoring efforts in his first 76 games, he opened the 2016-17 campaign with a 10-point effort against Fort Wayne.
- Son of Associate Head Coach Melvin Watkins.
- Averaged 5.1 points and 3.0 rebounds per game as a junior.

## » GAME-BY-GAME STATS »

Opponent	Date	gs	min	Total		3-Pointers		Free throws		Rebounds				pf	a	t/o	blk	stl	pts	avg	
				fg-fga	pct	3fg-fga	pct	ft-fa	pct	off	def	tot	avg								
FORT WAYNE	11/11/16		27	5-6	.833	0-0	.000	0-0	.000	0	3	3	3.0	2	2	0	0	0	10	10.0	
SOUTHERN ILLINOIS	11/14/16		21	2-5	.400	0-0	.000	0-0	.000	2	1	3	3.0	2	4	0	0	1	4	7.0	
UT ARLINGTON	11/18/16		20	3-5	.600	0-0	.000	1-1	1.000	1	2	3	3.0	0	1	0	0	1	7	7.0	
at Minnesota	11/22/16		22	2-6	.333	0-0	.000	0-0	.000	2	2	4	3.3	3	1	1	0	3	4	6.3	
MOUNT ST. MARY'S	11/28/16	*	22	4-6	.667	0-0	.000	0-0	.000	2	4	6	3.8	0	4	0	0	2	8	6.6	
STEPHEN F. AUSTIN	12/01/16	*	21	4-7	.571	0-0	.000	0-0	.000	1	6	7	4.3	2	1	1	0	2	8	6.8	
AUSTIN PEAY	12/03/16	*	16	1-2	.500	0-0	.000	2-2	1.000	0	1	1	3.9	0	3	0	0	1	4	6.4	
HOUSTON	12/06/16	*	27	2-6	.333	0-0	.000	2-2	1.000	1	6	7	4.3	1	4	0	0	1	6	6.4	
NORTH FLORIDA	12/10/16	*	22	2-6	.333	0-0	.000	3-4	.750	2	2	4	4.2	2	4	2	0	3	7	6.4	
vs Texas	12/17/16	*	20	3-4	.750	0-0	.000	0-0	.000	1	3	4	4.2	2	0	1	0	1	6	6.4	
NORTH DAKOTA STATE	12/20/16	*	25	1-2	.500	0-0	.000	2-2	1.000	0	6	6	4.4	1	2	1	0	3	4	6.2	
vs Sam Houston State	12/22/16	*	16	1-1	1.000	0-0	.000	0-1	.000	0	2	2	4.2	2	1	1	0	2	2	5.8	
FLORIDA	12/29/16	*	23	2-5	.400	0-0	.000	0-0	.000	3	3	6	4.3	2	2	0	0	0	4	5.7	
at Tennessee	01/03/17	*	21	4-6	.667	0-0	.000	0-2	.000	1	2	3	4.2	1	0	1	0	0	8	5.9	
at Kentucky	01/07/17	*	32	4-6	.667	0-0	.000	0-0	.000	1	6	7	4.4	3	1	0	0	0	8	6.0	
MISSISSIPPI STATE	01/10/17	*	18	1-2	.500	0-0	.000	0-0	.000	0	0	0	4.1	1	2	1	0	2	2	5.8	
MISSOURI	01/14/17		22	3-6	.500	1-4	.250	1-2	.500	1	1	2	4.0	3	1	0	0	0	8	5.9	
at Texas A&M	01/17/17		23	3-5	.600	3-3	1.000	0-0	.000	1	5	6	4.1	2	2	2	0	3	9	6.1	
LSU	01/21/17		2	0-0	.000	0-0	.000	0-0	.000	0	0	0	3.9	0	1	0	0	0	0	5.7	
at Vanderbilt	01/24/17		21	1-3	.333	0-1	.000	0-0	.000	1	1	2	3.8	4	1	1	0	1	2	5.6	
at Oklahoma State	01/28/17		17	2-3	.667	1-2	.500	0-1	.000	0	0	0	3.6	4	0	0	0	1	5	5.5	
ALABAMA	02/01/17		21	2-5	.400	2-4	.500	4-8	.500	1	3	4	3.6	0	2	0	0	3	10	5.7	
at Missouri	02/04/17		22	4-5	.800	1-1	1.000	0-1	.000	1	5	6	3.7	3	2	0	0	1	9	5.9	
VANDERBILT	02/07/17		25	3-6	.500	0-1	.000	0-0	.000	1	3	4	3.8	0	2	0	0	0	6	5.9	
at LSU	02/11/17		14	2-2	1.000	1-1	1.000	0-0	.000	0	3	3	3.7	3	2	1	0	2	5	5.8	
Totals			12	520	61-110	.555	9-17	.529	15-26	.577	23	70	93	3.7	43	45	13	0	33	146	5.8

Games played: 25  
Minutes/game: 20.8  
Points/game: 5.8  
FG Pct: 55.5  
3FG Pct: 52.9  
FT Pct: 57.7

Rebounds/game: 3.7  
Assists/game: 1.8  
Turnovers/game: 0.5  
Assist/turnover ratio: 3.5  
Steals/game: 1.3

## » SEASON/CAREER HIGHS »

### POINTS

Season: 10 (2x) last vs. Alabama (2/1/17)  
Career: 14 (2x) last at Wake Forest (12/04/15)

### FIELD GOALS

Season: 5 vs. Fort Wayne (11/11/16)  
Career: 6 at Wake Forest (12/04/15)

### FIELD GOALS ATTEMPTED

Season: 7 vs. Stephen F. Austin (12/1/17)  
Career: 10 at Texas A&M (01/02/16)

### 3-POINT FIELD GOALS

Season: 3 at Texas A&M (1/17/17)  
Career: 3 at Texas A&M (1/17/17)

### 3-POINT FG ATTEMPTS

Season: 4 (2x) last vs. Alabama (2/1/17)  
Career: 4 (2x) last vs. Alabama (2/1/17)

### FREE THROWS MADE

Season: 4 vs. Alabama (2/1/17)  
Career: 4 (2x) last vs. Alabama (2/1/17)

### FREE THROWS ATTEMPTS

Season: 8 vs. Alabama (2/1/17)  
Career: 8 vs. Alabama (2/1/17)

### REBOUNDS

Season: 7 (3x) last at No. 6 Kentucky (1/7/17)  
Career: 9 vs. Northwestern State (12/01/15)

### ASSISTS

Season: 4 (4x) last vs. North Florida (12/10/16)  
Career: 5 (2x) last vs. Northwestern State (12/01/15)

### STEALS

Season: 3 (5x) last vs. Alabama (2/1/17)  
Career: 5 vs. Wake Forest (11/19/14)

### BLOCKS

Season: --  
Career: 1 (3x) last vs. Auburn (02/17/16)

### MINUTES

Season: 32 at No. 6 Kentucky (1/7/17)  
Career: 36 at Dayton (12/30/15)

## » CAREER STATISTICS AT ARKANSAS »

			Total		3-Point		F-Throws		Rebounds											Scoring	
Season	gp-gs	min/avg	fg-fga	pct	fg-fga	pct	ft-fa	pct	off	def	tot	avg	pf	fo	ast	to	blk	stl	pts	avg	
2013-14	8-0	27/3.4	2-3	.667	0-0	.000	1-2	.500	1	3	4	0.5	2	0	1	2	0	3	5	0.6	
2014-15	36-0	502/13.9	38-68	.559	0-7	.000	17-24	.708	17	56	73	2.0	54	0	39	28	0	37	93	2.6	
2015-16	32-9	629/19.7	69-145	.476	0-1	.000	25-46	.543	29	67	96	3.0	55	1	66	24	3	28	163	5.1	
2016-17	25-12	520/20.8	61-110	.555	9-17	.529	15-26	.577	23	70	93	3.7	43	0	45	13	0	33	146	5.8	
TOTAL	101-21	1678/16.6	170-326	.521	9-25	.360	58-98	.592	70	196	266	2.6	154	1	151	67	3	101	407	4.0	

at guard... a six-five freshman... from Birmingham, Alabama... number twenty-three...

# C.J. JONES



## @CJ\_Jones2 NEWS & NOTES »

- Hit a career-high three 3-pointers against Austin Peay, tying a career-high with 11 points. Also swatted three shots in the 99-62 victory.
- Saw his first action in the Southern Illinois game, scoring 11 points on 2-of-4 shooting from behind the arc, 3-of-5 from the field.
- His first two baskets as a Razorback were a wide open 3-pointer 33 seconds after subbing in, followed by an alley-oop dunk from Anton Beard shortly after.
- Sat out the season opener due to an injury (sprained knee).
- Ranked as the No. 6 player in the state of Alabama.
- Led his high school team in scoring his final two seasons.
- Averaged 28 points, 6 rebounds, 4 assists and 3 steals per game as a senior.

## » GAME-BY-GAME STATS »

Opponent	Date	gs	min	Total		3-Pointers		Free throws		Rebounds				pf	a	t/o	blk	stl	pts	avg
				fg-fga	pct	3fg-fga	pct	ft-fa	pct	off	def	tot	avg							
FORT WAYNE	11/11/16	dnp		-	-	-	-	-	-	-	-	-	-	-	-	-	-	-	-	-
SOUTHERN ILLINOIS	11/14/16	17	3-5	.600	2-4	.500	3-3	1.000	0	2	2	2.0	2	2	0	0	0	0	11	11.0
UT ARLINGTON	11/18/16	dnp		-	-	-	-	-	-	-	-	-	-	-	-	-	-	-	-	-
at Minnesota	11/22/16	4	0-0	.000	0-0	.000	0-0	.000	0	0	0	1.0	1	0	1	0	0	0	0	5.5
MOUNT ST. MARY'S	11/28/16	14	1-4	.250	1-3	.333	2-2	1.000	0	1	1	1.0	1	1	1	0	0	0	5	5.3
STEPHEN F. AUSTIN	12/01/16	11	2-5	.400	2-2	1.000	0-0	.000	0	1	1	1.0	1	1	1	1	0	0	6	5.5
AUSTIN PEAY	12/03/16	15	4-6	.667	3-4	.750	0-0	.000	0	0	0	0.8	2	2	0	3	0	0	11	6.6
HOUSTON	12/06/16	7	1-2	.500	1-2	.500	0-0	.000	0	2	2	1.0	1	1	0	0	0	0	3	6.0
NORTH FLORIDA	12/10/16	5	0-1	.000	0-1	.000	0-0	.000	0	1	1	1.0	0	1	0	0	0	0	0	5.1
vs Texas	12/17/16	dnp		-	-	-	-	-	-	-	-	-	-	-	-	-	-	-	-	-
NORTH DAKOTA STATE	12/20/16	11	0-0	.000	0-0	.000	0-0	.000	0	2	2	1.1	0	0	0	1	0	0	0	4.5
vs Sam Houston State	12/22/16	14	3-5	.600	1-2	.500	0-2	.000	0	1	1	1.1	1	0	0	0	0	0	7	4.8
FLORIDA	12/29/16	dnp		-	-	-	-	-	-	-	-	-	-	-	-	-	-	-	-	-
at Tennessee	01/03/17	dnp		-	-	-	-	-	-	-	-	-	-	-	-	-	-	-	-	-
at Kentucky	01/07/17	1	0-0	.000	0-0	.000	0-0	.000	0	0	0	1.0	0	0	0	0	0	0	0	4.3
MISSISSIPPI STATE	01/10/17	5	0-1	.000	0-1	.000	0-0	.000	0	0	0	0.9	0	0	0	0	0	0	0	3.9
MISSOURI	01/14/17	5	2-2	1.000	2-2	1.000	0-0	.000	0	1	1	0.9	1	0	0	0	0	1	6	4.1
at Texas A&M	01/17/17	dnp		-	-	-	-	-	-	-	-	-	-	-	-	-	-	-	-	-
LSU	01/21/17	3	0-1	.000	0-1	.000	0-0	.000	0	0	0	0.8	1	0	0	0	0	0	0	3.8
at Vanderbilt	01/24/17	dnp		-	-	-	-	-	-	-	-	-	-	-	-	-	-	-	-	-
at Oklahoma State	01/28/17	2	0-0	.000	0-0	.000	0-0	.000	0	0	0	0.8	0	0	1	0	0	0	0	3.5
ALABAMA	02/01/17	4	1-3	.333	0-1	.000	0-0	.000	0	0	0	0.7	0	0	0	0	0	0	2	3.4
at Missouri	02/04/17	dnp		-	-	-	-	-	-	-	-	-	-	-	-	-	-	-	-	-
VANDERBILT	02/07/17	dnp		-	-	-	-	-	-	-	-	-	-	-	-	-	-	-	-	-
at LSU	02/11/17	dnp		-	-	-	-	-	-	-	-	-	-	-	-	-	-	-	-	-
Totals		0	118	17-35	.486	12-23	.522	5-7	.714	0	11	11	0.7	11	6	4	5	1	51	3.4

Games played: 15  
Minutes/game: 7.9  
Points/game: 3.4  
FG Pct: 48.6  
3FG Pct: 52.2  
FT Pct: 71.4

Rebounds/game: 0.7  
Assists/game: 0.4  
Turnovers/game: 0.3  
Assist/turnover ratio: 1.5  
Steals/game: 0.1  
Blocks/game: 0.3

## » SEASON/CAREER HIGHS »

### POINTS

Season: 11 (2x) last vs. Austin Peay (12/3/16)  
Career: 11 (2x) last vs. Austin Peay (12/3/16)

### FIELD GOALS

Season: 4 vs. Austin Peay (12/3/16)  
Career: 4 vs. Austin Peay (12/3/16)

### FIELD GOALS ATTEMPTED

Season: 6 vs. Austin Peay (12/3/16)  
Career: 6 vs. Austin Peay (12/3/16)

### 3-POINT FIELD GOALS

Season: 3 vs. Austin Peay (12/3/16)  
Career: 3 vs. Austin Peay (12/3/16)

### 3-POINT FG ATTEMPTS

Season: 4 (2x) last vs. Austin Peay (12/3/16)  
Career: 4 (2x) last vs. Austin Peay (12/3/16)

### FREE THROWS MADE

Season: 3 vs. Southern Illinois (11/14/16)  
Career: 3 vs. Southern Illinois (11/14/16)

### FREE THROWS ATTEMPTS

Season: 3 vs. Southern Illinois (11/14/16)  
Career: 3 vs. Southern Illinois (11/14/16)

### REBOUNDS

Season: 2 (3x) last vs. North Dakota State (12/20/16)  
Career: 2 (3x) last vs. North Dakota State (12/20/16)

### ASSISTS

Season: 2 vs. Austin Peay (12/3/16)  
Career: 2 vs. Austin Peay (12/3/16)

### STEALS

Season: 1 vs. Missouri (1/14/17)  
Career: 1 vs. Missouri (1/14/17)

### BLOCKS

Season: 3 vs. Austin Peay (12/3/16)  
Career: 3 vs. Austin Peay (12/3/16)

### MINUTES

Season: 17 vs. Southern Illinois (11/14/16)  
Career: 17 vs. Southern Illinois (11/14/16)

## » CAREER STATISTICS AT ARKANSAS »

			Total		3-Point		F-Throws		Rebounds											Scoring	
Season	gp-gs	min/avg	fg-fga	pct	fg-fga	pct	ft-fa	pct	off	def	tot	avg	pf	fo	ast	to	blk	stl	pts	avg	
2016-17	15-0	118/7.9	17-35	.486	12-23	.522	5-7	.714	0	11	11	0.7	11	0	6	4	5	1	51	3.4	
TOTAL	15-0	118/7.9	17-35	.486	12-23	.522	5-7	.714	0	11	11	0.7	11	0	6	4	5	1	51	3.4	

at guard... a **six-foot** junior... from North Little Rock, **Arkansas**... number **thirty one**...

# ANTON BEARD



## » @AntonBeard31 NEWS & NOTES »

- Has an offensive board in 13 games this season.
- Scored in double-figures in 10 of the last 15 games.
- Tied a season-high with 16 points against LSU on Jan. 21, shooting 5-of-7 from the field, 2-of-2 from behind the arc and sinking all four free throws.
- His line of 16 points, 7 assists and 0 turnovers against LSU was the first by a Razorback in six seasons.
- Recorded 16 points against Sam Houston State in his hometown of North Little Rock on Dec. 22.
- The six-foot junior has brought down multiple rebounds in 13 of the last 19 games and 3+ rebounds in eight games.
- Scored 12 points in the second half against UT Arlington.
- Scored a career high 18 points at Georgia (1/23/16) last season on 5-of-9 shooting from the field.

## » GAME-BY-GAME STATS »

Opponent	Date	gs	min	Total		3-Pointers		Free throws		Rebounds											
				fg-fga	pct	3fg-fga	pct	ft-fga	pct	off	def	tot	avg	pf	a	t/o	blk	stl	pts	avg	
FORT WAYNE	11/11/16		16	4-6	.667	2-3	.667	2-3	.667	0	1	1	1.0	4	3	0	0	2	12.0		
SOUTHERN ILLINOIS	11/14/16		17	2-6	.333	1-4	.250	0-0	.000	1	0	1	1.0	1	6	1	0	1	5.85		
UT ARLINGTON	11/18/16		18	4-8	.500	2-3	.667	2-2	1.000	1	5	6	2.7	2	2	0	0	0	12.97		
at Minnesota	11/22/16		20	2-6	.333	0-1	.000	0-0	.000	5	0	5	3.3	1	2	1	0	0	4.83		
MOUNT ST. MARY'S	11/28/16	*	23	4-8	.500	2-3	.667	1-2	.500	3	1	4	3.4	0	3	1	0	0	11.88		
STEPHEN F. AUSTIN	12/01/16	*	23	2-5	.400	0-2	.000	5-6	.833	1	2	3	3.3	3	3	2	0	4	9.88		
AUSTIN PEAY	12/03/16		17	2-9	.222	1-4	.250	2-2	1.000	2	2	4	3.4	2	4	1	0	1	7.86		
HOUSTON	12/06/16		24	3-6	.500	0-2	.000	3-5	.600	1	1	2	3.3	2	1	1	0	2	9.86		
NORTH FLORIDA	12/10/16		20	3-8	.375	0-3	.000	0-0	.000	0	0	0	2.9	0	2	1	0	1	6.83		
vs Texas	12/17/16		23	2-9	.222	0-2	.000	2-2	1.000	2	3	5	3.1	3	2	2	0	0	6.81		
NORTH DAKOTA STATE	12/20/16		24	3-7	.429	3-6	.500	2-2	1.000	0	1	1	2.9	3	0	2	0	0	11.84		
vs Sam Houston State	12/22/16		18	4-6	.667	2-3	.667	6-8	.750	2	1	3	2.9	1	1	0	0	0	16.90		
FLORIDA	12/29/16		24	3-5	.600	1-2	.500	3-3	1.000	0	0	0	2.7	2	1	2	0	2	10.91		
at Tennessee	01/03/17		25	6-8	.750	0-0	.000	4-5	.800	1	2	3	2.7	2	2	1	0	1	16.96		
at Kentucky	01/07/17		22	1-7	.143	0-2	.000	2-5	.400	0	0	0	2.5	4	1	0	0	4	9.22		
MISSISSIPPI STATE	01/10/17		26	4-9	.444	2-4	.500	1-1	1.000	1	1	2	2.5	2	2	0	0	2	11.93		
MISSOURI	01/14/17	*	27	3-5	.600	1-2	.500	4-4	1.000	0	2	2	2.5	5	3	4	0	1	11.94		
at Texas A&M	01/17/17	*	21	1-3	.333	0-1	.000	0-0	.000	1	0	1	2.4	1	0	2	0	1	2.90		
LSU	01/21/17	*	34	5-7	.714	2-2	1.000	4-4	1.000	0	2	2	2.4	4	7	0	0	0	16.94		
at Vanderbilt	01/24/17	*	23	4-8	.500	2-4	.500	1-5	.200	1	2	3	2.4	2	0	1	0	2	11.95		
at Oklahoma State	01/28/17	*	28	3-7	.429	2-3	.667	3-4	.750	0	2	2	2.4	3	1	2	0	1	11.95		
ALABAMA	02/01/17	*	27	2-8	.250	1-4	.250	0-0	.000	1	3	4	2.5	1	2	3	0	1	5.93		
at Missouri	02/04/17	*	26	2-2	1.000	1-1	1.000	0-1	.000	0	0	0	2.3	5	2	1	0	0	5.91		
VANDERBILT	02/07/17	*	28	0-8	.000	0-4	.000	0-0	.000	0	0	0	2.3	2	0	0	0	1	0.88		
at LSU	02/11/17	*	24	2-3	.667	1-1	1.000	6-6	1.000	0	1	1	2.2	2	4	3	0	2	11.88		
Totals			11	578	71-164	.433	26-66	.394	53-70	.757	23	32	55	2.2	57	54	31	0	25	221	8.8

Games played: 25  
Minutes/game: 23.1  
Points/game: 8.8  
FG Pct: 43.3  
3FG Pct: 39.4  
FT Pct: 75.7

Rebounds/game: 2.2  
Assists/game: 2.2  
Turnovers/game: 1.2  
Assist/turnover ratio: 1.7  
Steals/game: 1.0

## » SEASON/CAREER HIGHS »

### POINTS

Season: 16 (3x) last vs. LSU (1/21/17)

Career: 18 at Georgia (1/23/16)

### FIELD GOALS

Season: 6 at Tennessee (1/3/17)

Career: 6 at Tennessee (1/3/17)

### FIELD GOALS ATTEMPTED

Season: 9 (3x) last vs. Mississippi State (1/10/17)

Career: 13 at Dayton (12/30/15)

### 3-POINT FIELD GOALS

Season: 3 vs. North Dakota State (12/20/16)

Career: 4 at Ole Miss (Feb. 14, 2015)

### 3-POINT FG ATTEMPTS

Season: 6 vs. North Dakota State (12/20/16)

Career: 7 at Dayton (12/30/15)

### FREE THROWS MADE

Season: 6 (2x) last at LSU (2/11/17)

Career: 7 at Georgia (1/23/16)

### FREE THROWS ATTEMPTS

Season: 8 vs. Sam Houston State (12/22/16)

Career: 9 at Georgia (1/23/16)

### REBOUNDS

Season: 6 vs. UT Arlington (11/18/16)

Career: 7 vs. Delaware State (11/21/15)

### ASSISTS

Season: 7 vs. LSU (1/21/17)

Career: 7 vs. LSU (1/21/17)

### STEALS

Season: 4 vs. Stephen F. Austin (12/1/16)

Career: 5 vs. Milwaukee (12/22/14)

### BLOCKS

Season: --

Career: 1 at Missouri (1/12/16)

### MINUTES

Season: 34 vs. LSU (1/21/17)

Career: 34 vs. LSU (1/21/17)

## » CAREER STATISTICS AT ARKANSAS »

			Total		3-Point		F-Throws		Rebounds										Scoring	
Season	gp-gs	min/avg	fg-fga	pct	fg-fga	pct	ft-fa	pct	off	def	tot	avg	pf	fo	ast	to	blk	stl	pts	avg
2014-15	35-16	662/18.9	66-172	.384	31-88	.352	35-55	.636	31	36	67	1.9	84	4	53	32	0	35	198	5.7
2015-16	23-1	481/20.9	57-164	.348	19-66	.288	27-42	.643	13	40	53	2.3	53	2	41	17	2	24	160	7.0
2016-17	25-11	578/23.1	71-164	.433	26-66	.394	53-70	.757	23	32	55	2.2	57	2	54	31	0	25	221	8.8
TOTAL	83-28	1721/20.7	194-500	.388	76-220	.345	115-167	.689	67	108	175	2.1	194	8	148	80	2	84	579	7.0

at forward... a six-ten senior... from Abuja, Nigeria... number thirty-three...

# MOSES KINGSLEY



## @KingMoses\_ NEWS & NOTES »

- Recorded his 4th double-double of the season, 21st of his career, in Arkansas' 15-point rally on the road at Vanderbilt on Jan. 24.
- Became the 40th player in school history to hit the century mark in career scoring with a 24-point performance against LSU on Jan. 21.
- Is on pace to finish among the top 25 scorers in Razorback history.
- Is shooting 50.0 percent (6-12) from deep this season, making a 3-pointer in five of the last 11 games.
- Is T-13th in the country with four games of 5-plus blocks and T-9th with 13 games of 3+ blocks.
- The SEC's active leader in career blocked shots (229), Kingsley leads the SEC this season and ranks 15th in the country with 2.64 blocks per game.
- Is currently second in the SEC in career double-doubles with 21.
- Has 17 games this season with multiple blocks, four with five or more swats.
- Has 3+ blocks in 13 games this season, including seven of last 14.
- Is one of two players (Oliver Miller) in program history to reach 1,000 points, 600 rebounds and 200 blocks.
- Finished one rebound, one point and three blocks away from his first triple-double in the season opener.
- Preseason SEC Player of the Year (Media). Third in school history (Ronnie Brewer/Joe Johnson).
- Preseason first team All-SEC (Coaches).
- On watch lists for the Wooden Award, Naismith Trophy, Kareem Abdul-Jabbar Award and Lute Olson Award.

## » GAME-BY-GAME STATS »

Opponent	Date	gs	min	Total		3-Pointers		Free throws		Rebounds				pf	a	t/o	blk	stl	pts	avg	
				fg-fga	pct	3fg-fga	pct	ft-fga	pct	off	def	tot	avg								
FORT WAYNE	11/11/16	*	28	4-9	.444	0-0	.000	1-2	.500	3	6	9	9.0	4	3	0	7	1	9	9.0	
SOUTHERN ILLINOIS	11/14/16	*	22	4-10	.400	0-1	.000	7-7	1.000	1	6	7	8.0	1	0	1	5	1	15	12.0	
UT ARLINGTON	11/18/16	*	30	2-5	.400	0-0	.000	1-2	.500	1	2	3	6.3	4	1	3	4	1	5	9.7	
at Minnesota	11/22/16	*	27	3-8	.375	0-0	.000	4-5	.800	2	8	10	7.3	5	0	2	3	1	10	9.8	
MOUNT ST. MARY'S	11/28/16	*	26	3-8	.375	0-0	.000	3-6	.500	5	8	13	8.4	3	4	3	1	0	9	9.6	
STEPHEN F. AUSTIN	12/01/16	*	29	4-5	.800	0-0	.000	4-5	.800	1	5	6	8.0	2	2	1	0	2	12	10.0	
AUSTIN PEAY	12/03/16	*	22	4-7	.571	1-1	1.000	4-4	1.000	3	4	7	7.9	3	5	4	3	0	13	10.4	
HOUSTON	12/06/16	*	27	6-9	.667	0-0	.000	2-3	.667	4	5	9	8.0	2	1	3	2	1	14	10.9	
NORTH FLORIDA	12/10/16	*	26	5-7	.714	0-0	.000	3-4	.750	2	8	10	8.2	4	1	3	1	0	13	11.1	
vs Texas	12/17/16	*	32	2-8	.250	0-0	.000	3-3	1.000	1	9	10	8.4	1	0	2	5	0	7	10.7	
NORTH DAKOTA STATE	12/20/16	*	27	4-10	.400	0-1	.000	3-3	1.000	1	7	8	8.4	3	0	2	1	0	11	10.7	
vs Sam Houston State	12/22/16	*	23	5-9	.556	0-0	.000	7-9	.778	3	4	7	8.3	1	2	1	3	0	17	11.3	
FLORIDA	12/29/16	*	32	5-15	.333	0-0	.000	3-6	.500	5	9	14	8.7	3	1	3	4	0	13	11.4	
at Tennessee	01/03/17	*	31	3-10	.300	0-0	.000	1-5	.200	0	10	10	8.8	1	3	1	3	2	7	11.1	
at Kentucky	01/07/17	*	33	4-8	.500	1-1	1.000	5-5	1.000	1	6	7	8.7	4	2	2	1	1	14	11.3	
MISSISSIPPI STATE	01/10/17	*	29	7-12	.583	1-2	.500	4-6	.667	1	3	4	8.4	5	0	2	0	2	19	11.8	
MISSOURI	01/14/17	*	28	4-9	.444	0-0	.000	2-3	.667	3	5	8	8.4	1	3	4	3	0	10	11.6	
at Texas A&M	01/17/17	*	28	4-10	.400	1-1	1.000	3-4	.750	3	1	4	8.1	3	0	3	2	0	12	11.7	
LSU	01/21/17	*	29	10-18	.556	1-1	1.000	3-7	.429	3	4	7	8.1	2	2	3	1	1	24	12.3	
at Vanderbilt	01/24/17	*	30	4-7	.571	0-1	.000	2-3	.667	1	10	11	8.2	3	1	3	2	1	10	12.2	
at Oklahoma State	01/28/17	*	27	3-11	.273	0-1	.000	4-5	.800	2	2	4	8.0	2	0	0	4	0	10	12.1	
ALABAMA	02/01/17	*	27	2-4	.500	0-0	.000	11-12	.917	1	5	6	7.9	3	1	2	2	2	15	12.2	
at Missouri	02/04/17	*	23	1-3	.333	0-0	.000	2-3	.667	1	1	2	7.7	3	1	1	1	0	4	11.9	
VANDERBILT	02/07/17	*	34	3-7	.429	1-2	.500	4-6	.667	4	2	6	7.6	3	2	2	3	3	11	11.8	
at LSU	02/11/17	*	29	2-4	.500	0-0	.000	5-6	.833	0	5	5	7.5	2	2	2	5	0	9	11.7	
Totals			25	699	98-213	.460	6-12	.500	91-124	.734	52	135	187	7.5	68	37	53	66	19	293	11.7

Games played: 25  
Minutes/game: 28.0  
Points/game: 11.7  
FG Pct: 46.0  
3FG Pct: 50.0  
FT Pct: 73.4

Rebounds/game: 7.5  
Assists/game: 1.5  
Turnovers/game: 2.1  
Assist/turnover ratio: 0.7  
Steals/game: 0.8  
Blocks/game: 2.6

## » SEASON/CAREER HIGHS »

### POINTS

Season: 24 vs. LSU (1/21/17)  
Career: 26 at Dayton (12/30/15)

### FIELD GOALS

Season: 10 vs. LSU (1/21/17)  
Career: 11 vs. North Florida (12/22/15)

### FIELD GOALS ATTEMPTED

Season: 18 vs. LSU (1/21/17)  
Career: 18 vs. LSU (1/21/17)

### 3-POINT FIELD GOALS

Season: 1 (5x) last vs. LSU (1/21/17)  
Career: 1 (6x) last vs. LSU (1/21/17)

### 3-POINT FG ATTEMPTS

Season: 2 vs. Mississippi State (1/10/17)  
Career: 2 vs. Mississippi State (1/10/17)

### FREE THROWS MADE

Season: 11 vs. Alabama (2/1/17)  
Career: 11 vs. Alabama (2/1/17)

### FREE THROWS ATTEMPTS

Season: 12 vs. Alabama (2/1/17)  
Career: 14 vs. Auburn (2/17/16)

### REBOUNDS

Season: 14 vs. No. 25 Florida (12/29/16)  
Career: 14 (3x) last vs. No. 25 Florida (12/29/16)

### ASSISTS

Season: 5 vs. Austin Peay (12/3/16)  
Career: 5 vs. Austin Peay (12/3/16)

### STEALS

Season: 3 vs. Vanderbilt (2/7/17)  
Career: 4 (2x) last vs. Auburn (2/17/16)

### BLOCKS

Season: 7 vs. Fort Wayne (11/11/16)  
Career: 8 vs. Tennessee Tech (12/12/15)

### MINUTES

Season: 33 at No. 6 Kentucky (1/7/17)  
Career: 40 at Dayton (12/30/15)

## » CAREER STATISTICS AT ARKANSAS »

			Total		3-Point		F-Throws		Rebounds											Scoring	
Season	gp-gs	min/avg	fg-fga	pct	fg-fga	pct	ft-fga	pct	off	def	tot	avg	pf	fo	ast	to	blk	stl	pts	avg	
2013-14	32-0	368/11.5	43-81	.531	1-2	.500	41-63	.651	39	63	102	3.2	41	0	7	14	49	14	128	4.0	
2014-15	36-4	391/10.9	49-101	.485	0-0	.000	33-53	.623	45	45	90	2.5	56	0	11	23	38	15	131	3.6	
2015-16	32-31	945/29.5	183-334	.548	0-0	.000	142-223	.637	103	196	299	9.3	94	4	39	65	76	36	508	15.9	
2016-17	25-25	699/28.0	98-213	.460	6-12	.500	91-124	.734	52	135	187	7.5	68	2	37	53	66	19	293	11.7	
TOTAL	125-60	2403/19.2	373-729	.512	7-14	.500	307-463	.663	239	439	678	5.4	259	6	94	155	229	84	1060	8.5	

# GAME 1

## Arkansas vs Fort Wayne

Nov. 11, 2016 at 7 p.m. at Fayetteville, Ark. (Bud Walton Arena)

Fort Wayne 83 • 0-1

#	Player	Total		3-Ptr		Rebounds			PF	TP	A TO Blk Stl				Min
		FG-FGA	FG-FGA	FT-FTA	Off Def Tot	PF	TP	A TO Blk Stl							
02	Stewart,Deangelo	f	1-9	1-6	0-0	2 2 4	3	3	0 1 0	1	22				
45	Calhoun,Brent	c	1-7	0-0	2-2	2 4 6	3	4	0 1 0	0	25				
00	Evans,Mo	g	5-10	1-4	2-2	0 1 1	2	13	3 4 0	1	25				
01	Scott,Bryson	g	2-10	2-7	7-14	2 4 6	4	13	3 5 0	1	27				
55	Konchar,John	g	4-8	1-1	8-10	5 7 12	2	17	4 1 1	2	37				
05	Charles Ruise Jr		0-4	0-3	0-1	1 0 1	1	0	0 0 0	0	12				
13	Levitich,Jax		0-0	0-0	0-0	0 1 1	0	0	0 0 0	0	2				
22	Taylor,Xzavier		5-8	0-0	2-5	3 0 3	4	12	0 0 0	0	15				
32	Harrell,Kason		4-7	3-6	3-4	1 2 3	1	14	1 0 1	0	25				
34	Talla,Racine		3-6	1-1	0-2	3 0 3	4	7	1 0 0	0	10				
Team					2 3 5										
Totals			25-69	9-28	24-40	21 24 45	24	83	12 12 2	5	200				

FG % 1st Half: 15-37 40.5% 2nd half: 10-32 31.3% Game: 25-69 36.2% Deadball Rebounds 8,3  
 3FG % 1st Half: 6-18 33.3% 2nd half: 3-10 30.0% Game: 9-28 32.1%  
 FT % 1st Half: 9-18 50.0% 2nd half: 15-22 68.2% Game: 24-40 60.0%

Arkansas 92 • 1-0

#	Player	Total		3-Ptr		Rebounds			PF	TP	A TO Blk Stl				Min
		FG-FGA	FG-FGA	FT-FTA	Off Def Tot	PF	TP	A TO Blk Stl							
13	Thomas, Dustin	f	4-6	0-0	2-3	1 5 6	5	10	0 3 0	0	18				
33	Kingsley, Moses	f	4-9	0-0	1-2	3 6 9	4	9	3 0 7	1	28				
00	Barford, Jaylen	g	4-9	1-1	1-2	1 4 5	3	10	4 2 0	1	27				
03	Hannahs, Dusty	g	7-17	1-6	8-10	1 0 1	1	23	2 1 0	1	30				
04	Macon, Daryl	g	5-11	2-6	1-2	2 5 7	3	13	5 4 0	4	33				
01	Thompson, Trey		2-2	0-0	1-2	0 4 4	3	5	1 0 2	0	13				
02	Bailey, Adrio		0-0	0-0	0-0	0 1 1	1	0	0 1 0	0	3				
05	Cook, Arlando		0-0	0-0	0-0	0 0 0	3	0	0 2 0	0	5				
21	Watkins, Manuale		5-6	0-0	0-0	0 3 3	2	10	2 0 0	0	27				
31	Beard, Anton		4-6	2-3	2-3	0 1 1	4	12	3 0 0	2	16				
Team					2 0 2										
Totals			35-66	6-16	16-24	10 29 39	29	92	20 13 9	9	200				

FG % 1st Half: 18-30 60.0% 2nd half: 17-36 47.2% Game: 35-66 53.0% Deadball Rebounds 2,2  
 3FG % 1st Half: 5-8 62.5% 2nd half: 1-8 12.5% Game: 6-16 37.5%  
 FT % 1st Half: 10-13 76.9% 2nd half: 6-11 54.5% Game: 16-24 66.7%

Officials: Mike Nance, Brian Shey, Rob Rorke  
 Technical fouls: Fort Wayne-None. Arkansas-None.  
 Attendance: 13787  
 Estimated Actual Attendance: 7,504  
 Fouled out: Arkansas #13, Thomas (1:35)

Score by periods	1st	2nd	Total
Fort Wayne	45	38	83
Arkansas	51	41	92

Last FG - FW 2nd-00:33, AR 2nd-01:00.  
 Largest lead - FW by 6 1st-08:06, AR by 15 2nd-02:42.  
 FW led for 07:16. AR led for 31:22. Game was tied for 00:52.

Score tied - 4 times.  
 Lead changed - 4 times.

# GAME 3

## Arkansas vs UT Arlington

Nov. 18, 2016 at 7 p.m. at Fayetteville, Ark. (Bud Walton Arena)

UT Arlington 67 • 1-3

#	Player	Total		3-Ptr		Rebounds			PF	TP	A TO Blk Stl				Min
		FG-FGA	FG-FGA	FT-FTA	Off Def Tot	PF	TP	A TO Blk Stl							
34	Pope,Faith	f	1-5	0-1	3-4	2 3 5	3	5	0 0 1	2	13				
45	Bilbao,Jorge	f	1-4	0-0	2-2	6 3 9	3	4	0 2 0	0	28				
01	Neal,Erick	g	5-10	2-5	3-4	1 2 3	2	15	3 4 0	2	29				
04	Charles,Drew	g	4-6	3-5	0-0	0 1 1	1	11	2 2 0	0	26				
10	Jones,Jalen	g	3-10	3-6	1-2	2 1 3	4	10	2 1 0	0	26				
02	Bryant,DJ		1-2	0-1	0-0	0 0 0	2	2	2 1 0	1	11				
03	Hawkins,Nathan		1-2	0-1	0-0	0 1 1	3	2	0 1 1	0	14				
05	Wilson,Kaelon		3-8	2-5	0-0	0 2 2	1	8	2 3 1	1	22				
13	Kiris,Erkam		0-0	0-0	0-0	0 1 1	0	0	0 0 0	0	2				
20	Harris,Julian		1-3	0-0	0-0	1 1 2	1	2	0 0 0	0	6				
22	Kabadyundi,Link		0-1	0-0	0-0	0 0 0	1	0	0 0 0	0	5				
25	Hervy,Kevin		3-8	2-5	0-0	0 3 3	4	8	1 3 0	0	18				
Team					2 2 4										
Totals			23-59	12-29	9-12	14 20 34	25	67	12 18 3	6	200				

FG % 1st Half: 15-31 48.4% 2nd half: 8-28 28.6% Game: 23-59 39.0% Deadball Rebounds 2,1  
 3FG % 1st Half: 8-15 53.3% 2nd half: 4-14 28.6% Game: 12-29 41.4%  
 FT % 1st Half: 5-6 83.3% 2nd half: 4-6 66.7% Game: 9-12 75.0%

Arkansas 71 • 3-0

#	Player	Total		3-Ptr		Rebounds			PF	TP	A TO Blk Stl				Min
		FG-FGA	FG-FGA	FT-FTA	Off Def Tot	PF	TP	A TO Blk Stl							
13	Thomas, Dustin	f	1-3	0-0	6-8	2 4 6	4	8	2 1 1	2	28				
33	Kingsley, Moses	c	2-5	0-0	1-2	1 2 3	4	5	1 3 4	1	30				
00	Barford, Jaylen	g	6-12	1-2	4-6	3 3 6	1	17	2 6 0	3	31				
03	Hannahs, Dusty	g	2-10	2-7	5-6	1 0 1	1	11	2 0 0	1	27				
04	Macon, Daryl	g	2-6	0-3	3-4	0 2 2	4	7	0 1 0	2	26				
01	Thompson, Trey		1-2	0-0	1-1	3 1 4	2	3	0 2 0	0	7				
05	Cook, Arlando		0-2	0-0	1-2	1 0 1	0	1	0 1 1	1	13				
21	Watkins, Manuale		3-5	0-0	1-1	1 2 3	0	7	1 0 0	1	20				
31	Beard, Anton		4-8	2-3	2-2	1 5 6	2	12	2 0 0	0	18				
Team					1 2 3										
Totals			21-53	5-15	24-32	14 21 35	18	71	10 14 6	11	200				

FG % 1st Half: 9-29 31.0% 2nd half: 12-24 50.0% Game: 21-53 39.6% Deadball Rebounds 5,2  
 3FG % 1st Half: 2-9 22.2% 2nd half: 3-6 50.0% Game: 5-15 33.3%  
 FT % 1st Half: 12-15 80.0% 2nd half: 12-17 70.6% Game: 24-32 75.0%

Officials: Olandis Poole, Rusty Phillips, Garrick Shannon  
 Technical fouls: UT Arlington-None. Arkansas-None.  
 Attendance: 13587  
 Estimated Actual Attendance: 6623

Score by periods	1st	2nd	Total
UT Arlington	43	24	67
Arkansas	32	39	71

Last FG - UTA 2nd-00:41, AR 2nd-00:58.  
 Largest lead - UTA by 17 1st-12:37, AR by 7 2nd-10:36.  
 UTA led for 26:34. AR led for 11:37. Game was tied for 01:49.

Score tied - 3 times.  
 Lead changed - 1 time.

# GAME 2

## Arkansas vs Southern Illinois

Nov. 14, 2016 at 7 p.m. at Fayetteville, Ark. (Bud Walton Arena)

Southern Illinois 65 • 0-2

#	Player	Total		3-Ptr		Rebounds			PF	TP	A TO Blk Stl				Min
		FG-FGA	FG-FGA	FT-FTA	Off Def Tot	PF	TP	A TO Blk Stl							
33	O'Brien,Sean	f	3-8	0-1	0-0	0 2 2	4	6	0 4 0	0	21				
40	Boi,Thik	f	3-9	0-0	3-4	4 8 12	1	9	1 2 1	1	28				
01	Rodriguez,Mike	g	0-7	0-2	4-6	1 1 2	1	4	4 1 0	1	25				
05	Vincent,Leo	g	3-8	2-5	2-2	0 4 4	3	10	1 1 0	0	31				
22	Fletcher,Armon	g	5-7	3-4	0-0	2 3 5	3	13	1 3 0	3	32				
00	Wiley,Jonathan		1-4	0-1	0-0	0 2 2	1	2	0 3 0	0	9				
10	Cook,Aaron		1-2	0-1	4-4	0 0 0	0	6	3 1 0	2	18				
13	Lloyd,Sean		4-9	1-3	1-2	0 1 1	2	10	0 0 0	1	15				
15	Weihert,Austin		1-2	0-1	1-2	0 0 0	1	3	0 2 0	0	11				
24	Stradnieks,Rudy		1-4	0-0	0-0	3 0 3	0	2	0 0 0	1	10				
Team					2 1 3										
Totals			22-60	6-18	15-20	12 22 34	16	65	10 17 1	9	200				

FG % 1st Half: 8-33 24.2% 2nd half: 14-27 51.9% Game: 22-60 36.7% Deadball Rebounds 3  
 3FG % 1st Half: 3-10 30.0% 2nd half: 3-8 37.5% Game: 6-18 33.3%  
 FT % 1st Half: 6-8 75.0% 2nd half: 9-12 75.0% Game: 15-20 75.0%

Arkansas 90 • 2-0

#	Player		Total		3-Ptr		Rebounds			PF	TP					Min
			FG-FGA	FG-FGA	FT-FTA	Off	Def	Tot	A			TO	Blk	Stl		
13	Thomas, Dustin	f	1-3	0-0	0-0	1	0	1	1	2	4	0	0	0	1	18
33	Kingsley, Moses	f	4-10	0-1	7-7	1	6	7	1	15	0	1	5	1	0	22
00	Barford, Jaylen	g	4-7	1-2	0-2	0	2	2	2	9	2	2	0	0	0	22
03	Hannahs, Dusty	g	5-7	5-6	4-4	1	4	5	2	19	1	1	0	0	0	20
04	Macon, Daryl	g	4-6	4-6	0-0	0	2	2	2	12	5	0	1	1	0	20
01	Thompson, Trey		1-3	0-0	2-2	1	3	4	3	4	1	1	0	1	0	15
02	Bailey, Adrio		0-1	0-0	0-2	1	0	1	1	0	0	3	0	0	0	7
05	Cook, Arlando		4-8	0-0	1-1	0	2	2	0	9	0	1	1	1	1	13
12	Hazen, Brachen		0-0	0-0	0-0	1	1	2	3	0	4	0	0	0	0	8
21	Watkins, Manuale		2-5	0-0	0-0	2	1	3	2	4	0	0	0	0	1	21
23	Jones, CJ		3-5	2-4	3-3	0	2	2	2	11	0	0	0	0	0	17
31	Beard, Anton		2-6	1-4	0-0	1	0	1	1	5	6	1	0	1	1	17

GAME

5

Arkansas vs Mount St. Mary's  
Nov. 28, 2016 at 7 p.m. at Fayetteville, Ark. (Bud Walton Arena)

Mount St. Mary's 76 • 1-7

#	Player	Total		3-Ptr		Rebounds			PF	TP	A TO Blk Stl				Min
		FG-FGA	FG-FGA	FT-FTA	FT-FTA	Off	Def	Tot			A	TO	Blk	Stl	
05	Wray,Chris	f	3-5	0-0	1-4	1	3	4	1	7	1	0	0	1	30
01	Salah,Mawdo	c	4-5	0-0	0-0	2	3	5	4	8	1	0	1	0	22
00	Robinson,Junior	g	2-8	2-5	1-2	0	0	0	4	7	3	3	1	0	37
23	Alexander,Greg	g	5-11	2-8	0-0	2	2	4	1	12	0	1	0	1	28
55	Long,Elijah	g	6-17	2-4	10-10	0	7	7	3	24	7	5	0	0	36
04	Nwandu,Khalid		0-0	0-0	0-0	0	1	1	0	0	0	0	0	0	4
10	Wilson,Miles		1-1	1-1	0-0	0	1	1	4	3	1	1	0	0	15
11	Miller,Will		3-10	3-10	0-0	0	3	3	2	9	0	0	0	0	16
12	Glover,Charles		2-3	0-1	0-0	0	0	0	0	4	0	0	0	0	6
20	Gurdon,Sean		0-0	0-0	0-0	0	0	0	0	0	1	0	0	0	1
21	Miller,Randy		0-0	0-0	0-0	0	0	0	0	0	1	1	0	1	3
25	Thurstun,Bryce		0-0	0-0	0-0	0	1	1	0	0	0	0	0	0	1
54	Gomes,Ryan		1-1	0-0	0-0	0	0	0	1	2	0	0	0	0	1
Team						2	2	4							
Totals			27-61	10-29	12-16	7	23	30	21	76	15	11	2	3	200
FG % 1st Half: 15-30		50.0%	2nd half: 12-31		38.7%	Game: 27-61		44.3%	Deadball						
3FG % 1st Half: 4-11		36.4%	2nd half: 6-18		33.3%	Game: 10-29		34.5%	Rebounds						
FT % 1st Half: 3-3		100.0	2nd half: 9-13		69.2%	Game: 12-16		75.0%	3,1						

Arkansas 89 • 4-1

#	Player	Total		3-Ptr		Rebounds			PF	TP	A TO Blk Stl				Min
		FG-FGA	FG-FGA	FT-FTA	FT-FTA	Off	Def	Tot			A	TO	Blk	Stl	
13	Thomas, Dustin	f	6-7	1-1	0-0	1	4	5	3	13	1	0	0	1	23
33	Kingsley, Moses	f	3-8	0-0	3-6	5	8	13	3	9	4	3	1	0	26
03	Hannahs, Dusty	g	4-14	0-5	4-4	1	1	2	1	12	1	1	0	1	20
21	Watkins, Manuale	g	4-6	0-0	0-0	2	4	6	0	8	4	0	0	2	22
31	Beard, Anton	g	4-8	2-3	1-2	3	1	4	0	11	3	1	0	0	23
00	Barford, Jaylen		5-8	2-4	1-1	0	1	1	2	13	1	0	0	2	23
01	Thompson, Trey		0-1	0-0	0-0	1	4	5	3	0	1	0	0	1	13
02	Bailey, Adrio		0-0	0-0	0-0	0	0	0	0	0	1	0	0	1	4
04	Macon, Daryl		4-7	2-3	5-6	0	0	0	3	15	2	1	0	0	18
05	Cook, Arlando		1-4	0-0	1-2	0	2	2	1	3	1	0	0	0	13
12	Hazen, Brachen		0-0	0-0	0-2	0	0	0	0	0	0	0	0	0	1
23	Jones, CJ		1-4	1-3	2-2	0	1	1	1	5	1	1	0	0	14
Team						1	1	2							
Totals			32-67	8-19	17-25	14	27	41	17	89	20	7	1	8	200
FG % 1st Half: 19-37		51.4%	2nd half: 13-30		43.3%	Game: 32-67		47.8%	Deadball						
3FG % 1st Half: 5-9		55.6%	2nd half: 3-10		30.0%	Game: 8-19		42.1%	Rebounds						
FT % 1st Half: 2-4		50.0%	2nd half: 15-21		71.4%	Game: 17-25		68.0%	5,1						

Officials: Mike Nance, Keith Kimble, Todd Austin  
Technical fouls: Mount St. Mary's-None. Arkansas-None.  
Attendance: 13321  
Estimated Actual Attendance: 4,256

Score by periods	1st	2nd	Total		In	Off	2nd	Fast	
Mount St. Mary's	37	39	76	Points	Paint	T/O	Chance	Break	Bench
Arkansas	45	44	89	MOUNT	34	10	6	9	18
				AR	48	18	13	21	36

Last FG - MOUNT 2nd-00:18, AR 2nd-01:54.  
Largest lead - MOUNT by 4 1st-18:27, AR by 21 2nd-06:41.  
MOUNT led for 03:05, AR led for 35:10. Game was tied for 01:45.

Score tied - 1 time.  
Lead changed - 3 times.

GAME

7

Arkansas vs Austin Peay  
Dec. 3, 2016 at 7 p.m. at Fayetteville, Ark. (Bud Walton Arena)

Austin Peay 62 • 4-4

#	Player	Total		3-Ptr		Rebounds			PF	TP	A TO Blk Stl				Min
		FG-FGA	FG-FGA	FT-FTA	FT-FTA	Off	Def	Tot			A	TO	Blk	Stl	
03	Porter-Bunton,Chris	f	1-5	0-1	2-4	2	1	3	3	4	2	2	0	0	16
42	Jones,Kenny	f	4-10	0-0	0-1	4	1	5	2	8	1	1	0	1	26
02	Savage,Jared	g	2-7	2-5	0-0	2	2	4	2	6	0	0	1	0	38
04	Robinson,Josh	g	3-14	0-5	3-3	0	3	3	1	9	5	4	0	0	38
31	Murry,John	g	9-16	2-3	3-4	3	0	3	0	23	2	3	0	0	33
02	Diop,Assane		4-5	0-0	1-1	1	2	3	2	9	0	1	1	0	18
10	Ivory,Tre'		0-1	0-0	0-0	0	0	0	0	0	0	0	0	0	2
23	Harris,Steve		1-1	0-0	0-0	0	1	1	0	2	0	0	0	0	2
23	Dobbs,Jartavious		0-0	0-0	0-0	1	2	3	0	0	0	0	0	0	2
25	Clayton,Dre'Kalo		0-4	0-1	1-2	0	3	3	1	1	0	1	1	0	18
45	Glotta,Zach		0-2	0-2	0-0	1	0	1	0	0	0	1	0	0	7
Team						1	1	2							
Totals			24-65	4-17	10-15	15	16	31	11	62	10	13	3	1	200
FG % 1st Half: 12-30		40.0%	2nd half: 12-35		34.3%	Game: 24-65		36.9%	Deadball						
3FG % 1st Half: 2-8		25.0%	2nd half: 2-9		22.2%	Game: 4-17		23.5%	Rebounds						
FT % 1st Half: 5-8		62.5%	2nd half: 5-7		71.4%	Game: 10-15		66.7%	2,1						

Arkansas 99 • 6-1

#	Player	Total		3-Ptr		Rebounds			PF	TP	A TO Blk Stl				Min
		FG-FGA	FG-FGA	FT-FTA	FT-FTA	Off	Def	Tot			A	TO	Blk	Stl	
13	Thomas, Dustin	f	3-6	0-1	1-2	0	3	3	2	7	4	1	0	0	16
33	Kingsley, Moses	f	4-7	1-1	4-4	3	4	7	3	13	5	4	3	0	22
00	Barford, Jaylen	g	5-10	1-3	1-1	0	6	6	2	12	4	0	1	2	21
04	Macon, Daryl	g	4-7	0-3	0-0	0	4	4	2	8	1	1	0	1	15
21	Watkins, Manuale	g	1-2	0-0	2-2	0	1	1	0	4	3	0	0	1	16
01	Thompson, Trey		2-2	0-0	0-0	2	2	4	0	4	1	0	2	2	13
02	Bailey, Adrio		7-8	0-0	0-0	4	3	7	2	14	2	2	2	1	18
03	Hannahs, Dusty		5-12	3-5	0-0	0	1	1	2	13	0	0	0	0	21
05	Cook, Arlando		2-4	0-0	0-0	3	0	3	1	4	2	0	0	1	15
12	Hazen, Brachen		1-2	0-0	0-0	1	0	1	1	2	0	0	0	0	9
15	Holmes, Jonathan		0-2	0-2	0-0	0	1	1	0	0	0	0	0	0	2
23	Jones, CJ		4-6	3-4	0-0	0	0	0	2	11	2	0	3	0	15
31	Beard, Anton		2-9	1-4	2-2	2	2	4	2	7	4	1	0	1	17
Team						4	1	5							
Totals			40-77	9-23	10-11	19	28	47	19	99	28	9	11	9	200
FG % 1st Half: 17-41		41.5%	2nd half: 23-36		63.9%	Game: 40-77		51.9%	Deadball						
3FG % 1st Half: 3-12		25.0%	2nd half: 6-11		54.5%	Game: 9-23		39.1%	Rebounds						
FT % 1st Half: 4-5		80.0%	2nd half: 6-6		100.0	Game: 10-11		90.9%	2,1						

Officials: Anthony Jordan, John Hampton, Rob Rorke  
Technical fouls: Austin Peay-None. Arkansas-None.  
Attendance: 19483  
Estimated Actual Attendance: 10,059

Score by periods	1st	2nd	Total		In	Off	2nd	Fast	
Austin Peay	31	31	62	Points	Paint	T/O	Chance	Break	Bench
Arkansas	41	58	99	APSU	40	8	10	7	12
				AR	52	25	26	28	55

Last FG - APSU 2nd-00:35, AR 2nd-02:00.  
Largest lead - APSU by 2 1st-19:30, AR by 41 2nd-08:38.  
APSU led for 00:35, AR led for 36:58. Game was tied for 02:27.

Score tied - 4 times.  
Lead changed - 3 times.

GAME

6

Arkansas vs Stephen F. Austin  
Dec. 1, 2016 at 8 p.m. at Fayetteville, Ark. (Bud Walton Arena)

Stephen F. Austin 62 • 2-3

#	Player	Total		3-Ptr		Rebounds			PF	TP
---	--------	-------	--	-------	--	----------	--	--	----	----

# GAME 9

## Arkansas vs North Florida Dec. 10, 2016 at 4:30 p.m. at Fayetteville, Ark. (Bud Walton Arena)

### North Florida 76 • 3-8

#	Player	Total		3-Ptr		Rebounds			PF	TP	A TO Blk Stl					Min
		FG-FGA	FG-FGA	FT-FTA	Off Def Tot	PF	TP	A TO Blk Stl								
02	Aminu, Wajid	f	3-4	2-2	0-4	2	1	3	2	8	2	1	0	1	32	
33	Banks, Romelo	c	2-6	0-0	0-2	1	4	5	4	4	0	2	0	0	31	
11	Sams, Garrett	g	2-8	1-5	5-5	2	1	3	2	10	2	2	0	0	23	
12	Bodager, Aaron	g	5-10	4-9	0-0	0	5	5	2	14	2	5	0	2	34	
14	Moore, Dallas	g	12-20	4-9	6-6	0	2	2	2	34	3	1	0	1	37	
01	Odum, Karlos		0-0	0-0	1-2	0	0	0	3	1	0	3	0	0	18	
05	Fisher, CJ		0-1	0-0	0-0	0	0	0	1	0	0	1	0	0	3	
10	Blount, Osborn		0-1	0-1	0-0	0	0	0	0	0	0	1	0	0	3	
23	Malonga, Nick		2-5	1-3	0-0	0	3	3	5	5	0	3	0	0	16	
50	Haid, Benedikt		0-1	0-1	0-0	0	1	1	0	0	0	0	0	0	3	
Team						2	3	5								
Totals			26-56	12-30	12-19	7	20	27	21	76	9	19	0	4	200	

FG % 1st Half: 15-33 45.5% 2nd half: 11-23 47.8% Game: 26-56 46.4% Deadball Rebounds 3.1  
3FG % 1st Half: 7-17 41.2% 2nd half: 5-13 38.5% Game: 12-30 40.0%  
FT % 1st Half: 7-9 77.8% 2nd half: 5-10 50.0% Game: 12-19 63.2%

### Arkansas 91 • 8-1

#	Player	Total		3-Ptr		Rebounds			PF	TP	A TO Blk Stl					Min
		FG-FGA	FG-FGA	FT-FTA	Off Def Tot	PF	TP	A TO Blk Stl								
13	Thomas, Dustin	f	2-5	0-0	4-4	2	6	8	1	8	3	1	0	0	22	
33	Kingsley, Moses	f	5-7	0-0	3-4	2	8	10	4	13	1	3	1	0	26	
00	Barford, Jaylen	g	6-16	1-5	1-4	2	2	4	1	14	3	1	2	3	25	
04	Macon, Daryl	g	3-6	2-5	5-5	0	4	4	2	13	4	3	0	3	23	
21	Watkins, Manuale	g	2-6	0-0	3-4	2	2	4	2	7	4	2	0	3	22	
01	Thompson, Trey		2-2	0-0	2-4	2	0	2	2	6	0	0	0	1	13	
02	Bailey, Adrio		1-1	0-0	1-2	1	0	1	1	3	0	0	0	0	6	
03	Hannahs, Dusty		5-10	2-6	5-5	0	1	1	0	17	3	2	1	0	25	
05	Cook, Arlando		2-4	0-0	0-0	3	1	4	2	4	0	1	0	2	12	
12	Hazen, Brachen		0-0	0-0	0-0	0	0	0	0	0	0	0	0	0	1	
23	Jones, CJ		0-1	0-1	0-0	0	1	1	0	0	1	0	0	0	5	
31	Beard, Anton		3-8	0-3	0-0	0	0	0	0	6	2	1	0	1	20	
Team						1	2	3								
Totals			31-66	5-20	24-32	15	27	42	15	91	21	14	4	13	200	

FG % 1st Half: 16-33 48.5% 2nd half: 15-33 45.5% Game: 31-66 47.0% Deadball Rebounds 7  
3FG % 1st Half: 1-8 12.5% 2nd half: 4-12 33.3% Game: 5-20 25.0%  
FT % 1st Half: 11-16 68.8% 2nd half: 13-22 59.1% Game: 24-32 75.0%

Officials: Mike Nance, Todd Austin, Nate Green  
Technical fouls: North Florida-None. Arkansas-None.  
Attendance: 13700  
Estimated Actual Attendance: 7650  
Fouled Out: North Florida, #23, Malonga (8:35 2H)

Score by periods		1st	2nd	Total	Points	In Paint	Off T/O	2nd Chance	Fast Break	Bench
North Florida		44	32	76						
Arkansas		44	47	91						

Last FG - UNF 2nd-03:30, AR 2nd-01:12.  
Largest lead - UNF by 3 2nd-13:44, AR by 16 2nd-01:12.  
UNF led for 06:15. AR led for 29:39. Game was tied for 04:06.

Score tied - 8 times.  
Lead changed - 22 times.

# GAME 11

## Arkansas vs North Dakota State Dec. 20, 2016 at 6 p.m. at Fayetteville, Ark. (Bud Walton Arena)

### North Dakota State 55 • 8-5

#	Player	Total		3-Ptr		Rebounds			PF	TP	A TO Blk Stl					Min
		FG-FGA	FG-FGA	FT-FTA	Off Def Tot	PF	TP	A TO Blk Stl								
21	A.J. Jacobson	f	2-7	1-5	1-2	0	4	4	3	6	1	2	0	0	28	
42	Dylan Miller	f	1-4	0-0	0-0	0	1	1	2	2	1	0	0	0	14	
02	Paul Miller	g	4-10	4-8	5-7	0	7	7	2	17	2	3	2	2	37	
03	Carlin Dupree	g	3-10	0-2	2-2	0	3	3	2	8	2	4	0	1	30	
13	Khy Kabellis	g	0-9	0-6	2-2	0	1	1	1	2	4	2	1	2	32	
11	Jared Samuelson		0-0	0-0	0-0	0	0	0	0	0	1	0	0	0	1	
12	Zach Rammelt		0-0	0-0	0-0	0	0	0	0	0	0	0	0	0	1	
23	Deng Geu		2-5	0-2	0-0	0	2	2	1	4	0	1	0	0	8	
24	Tyson Ward		4-6	2-4	0-2	0	1	1	2	10	0	0	0	1	22	
30	Spencer Eliason		0-0	0-0	0-0	0	0	0	0	0	0	0	0	0	1	
32	Evan Wesenberg		0-0	0-0	0-0	0	0	0	0	0	0	0	0	0	1	
40	Dexter Werner		2-3	0-0	2-6	5	7	12	3	6	1	2	0	1	25	
Team						3	0	3								
Totals			18-54	7-27	12-21	8	26	34	16	55	12	15	3	7	200	

FG % 1st Half: 8-30 26.7% 2nd half: 10-24 41.7% Game: 18-54 33.3% Deadball Rebounds 5  
3FG % 1st Half: 4-16 25.0% 2nd half: 3-11 27.3% Game: 7-27 25.9%  
FT % 1st Half: 1-4 25.0% 2nd half: 11-17 64.7% Game: 12-21 57.1%

### Arkansas 71 • 10-1

#	Player	Total		3-Ptr		Rebounds			PF	TP	A TO Blk Stl					Min
		FG-FGA	FG-FGA	FT-FTA	Off Def Tot	PF	TP	A TO Blk Stl								
13	Thomas, Dustin	f	2-6	0-0	2-2	2	0	2	4	6	0	0	0	0	13	
33	Kingsley, Moses	f	4-10	0-1	3-3	1	7	8	3	11	0	2	1	0	27	
00	Barford, Jaylen	g	2-7	0-2	0-0	1	2	3	2	4	2	3	0	0	22	
04	Macon, Daryl	g	5-12	3-5	2-2	4	2	6	0	15	5	4	0	1	24	
21	Watkins, Manuale	g	1-2	0-0	2-2	0	6	6	1	4	2	1	0	3	25	
01	Thompson, Trey		1-2	0-0	0-0	0	4	4	4	2	0	2	2	0	12	
02	Bailey, Adrio		1-2	0-0	0-1	0	1	1	0	2	0	0	0	1	9	
03	Hannahs, Dusty		4-10	3-7	0-0	0	2	2	1	11	3	2	0	1	19	
05	Cook, Arlando		1-3	0-0	2-2	1	2	3	0	4	1	0	0	0	13	
12	Hazen, Brachen		0-0	0-0	1-2	0	0	0	0	1	0	0	0	0	1	
23	Jones, CJ		0-0	0-0	0-0	0	2	2	0	0	0	0	1	0	11	
31	Beard, Anton		3-7	3-6	2-2	0	1	1	3	11	0	2	0	0	24	
Team						3	0	3								
Totals			24-61	9-21	14-16	12	29	41	18	71	13	16	4	6	200	

FG % 1st Half: 11-30 36.7% 2nd half: 13-31 41.9% Game: 24-61 39.3% Deadball Rebounds 1.3  
3FG % 1st Half: 3-8 37.5% 2nd half: 6-13 46.2% Game: 9-21 42.9%  
FT % 1st Half: 2-3 66.7% 2nd half: 12-13 92.3% Game: 14-16 87.5%

Officials: Anthony Jordan, Tim Gattis, Will Howard  
Technical fouls: North Dakota State-None. Arkansas-None.  
Attendance: 16006  
Estimated Actual Attendance: 8,621

Score by periods		1st	2nd	Total	Points	In Paint	Off T/O	2nd Chance	Fast Break	Bench
North Dakota State		21	34	55						
Arkansas		27	44	71						

Last FG - NDSU 2nd-00:32, AR 2nd-00:02.  
Largest lead - NDSU by 1 1st-16:53, AR by 20 2nd-04:11.  
NDSU led for 00:40. AR led for 38:22. Game was tied for 00:57.

Score tied - 3 times.  
Lead changed - 4 times.

# GAME 10

## Arkansas vs Texas Dec. 17, 2016 at 1:35 p.m. at Houston, Texas (Toyota Center)

### Arkansas 77 • 9-1

#	Player	Total		3-Ptr		Rebounds			PF	TP	A TO Blk Stl					Min
		FG-FGA	FG-FGA	FT-FTA	Off Def Tot	PF	TP	A TO Blk Stl								
00	Barford, Jaylen	*	4-10	0-3	3-3	0	3	3	4	11	3	2	1	1	26	
04	Macon, Daryl	*	4-12	1-5	14-14	1	3	4	1	23	3	1	0	1	29	
13	Thomas, Dustin	*	0-3	0-0	0-0	2	1	3	4	0	0	0	1	0	21	
21	Watkins, Manuale	*	3-4	0-0	0-0	1	3	4	2	6	0	1	0	1	20	
33	Kingsley, Moses	*	2-8	0-0	3-3	1	9	10	1	7	0	2	5	0	32	
01	Thompson, Trey		1-4	0-0	1-2	2	1	3	2	3	0	0	0	0	8	
03	Hannahs, Dusty		5-11	3-6	2-3	0	0	0	3	15	1	2	0	2	24	
05	Cook, Arlando		1-1	0-0	4-4	0	2	2	4	6	1	0	1	1	17	
31	Beard, Anton		2-9	0-2	2-2	2	3	5	3	6	2	2	0	0	23	
Team						4	3	7								
Totals			22-62	4-16	29-31	13	28	41	24	77	10	10	8	6	200	

FG % 1st Half: 9-34 26.5% 2nd half: 13-28 46.4% Game: 22-62 35.5% Deadball Rebounds 1  
3FG % 1st Half: 1-9 11.1% 2nd half: 3-7 42.9% Game: 4-16 25.0%  
FT % 1st Half:

# GAME 13

Arkansas vs No. 25 Florida  
Dec. 29, 2016 at 8:05 p.m. at Fayetteville, Ark. (Bud Walton Arena)

## Florida 81 • 10-3, 1-0 SEC

#	Player		Total		3-Ptr	Rebounds			PF	TP	A TO Blk Stl				Min
			FG-FGA	FG-FGA		FT-FTA	Off	Def			Tot	A	TO	Blk	
01	Robinson, Devin	f	6-11	0-5	5-7	1	6	7	3	17	0	1	3	1	31
23	Leon, Justin	f	2-5	2-4	0-0	2	2	4	0	6	0	1	1	1	25
13	Hayes, Kevarrus	c	4-5	0-0	2-5	4	2	6	4	10	0	1	1	1	22
00	Hill, Kasey	g	4-12	0-0	2-5	0	2	2	1	10	6	4	0	1	33
05	Allen, KeVaughn	g	7-16	5-9	2-2	0	2	2	1	21	0	0	0	1	34
11	Chiozza, Chris		2-5	1-3	0-0	0	0	0	2	5	4	0	0	0	15
15	Egbunu, John		2-6	0-0	1-2	5	6	11	5	5	1	1	1	1	16
24	Barry, Canyon		1-4	0-3	0-0	0	1	1	1	2	2	0	0	0	12
25	Stone, Keith		2-3	1-2	0-0	0	0	0	0	5	0	0	0	0	10
32	Rimmer, Schuyler		0-0	0-0	0-0	0	0	0	0	0	0	0	0	0	2
Team							4	0	4						
Totals			30-67	9-26	12-21	16	21	37	17	81	13	9	6	6	200

FG % 1st Half: 17-41 41.5% 2nd half: 13-26 50.0% Game: 30-67 44.8% Deadball Rebounds 3.3  
3FG % 1st Half: 5-15 33.3% 2nd half: 4-11 36.4% Game: 9-26 34.6%  
FT % 1st Half: 5-9 55.6% 2nd half: 7-12 58.3% Game: 12-21 57.1%

## Arkansas 72 • 11-2, 0-1 SEC

#	Player		Total		3-Ptr	Rebounds					PF	TP	A	TO	Blk	Stl	Min
			FG-FGA	FG-FGA		FT-FTA	Off	Def	Tot								
13	Thomas, Dustin	f	1-4	0-0	0-0	0	2	2	3	2	2	2	0	0	0	12	
33	Kingsley, Moses	f	5-15	0-0	3-6	5	9	14	3	13	1	3	4	0	0	32	
03	Hannahs, Dusty	g	4-9	2-6	1-1	0	2	2	1	11	0	2	1	1	1	27	
04	Macon, Daryl	g	7-10	3-5	5-6	0	4	4	2	22	1	1	0	1	1	33	
21	Watkins, Manuale	g	2-5	0-0	0-0	3	3	6	2	4	2	0	0	0	0	23	
00	Barford, Jaylen		1-8	0-2	0-0	2	1	3	2	2	2	1	0	0	0	17	
01	Thompson, Trey		0-0	0-0	0-0	0	1	1	1	0	2	0	0	0	0	8	
02	Bailey, Adrio		0-0	0-0	0-0	0	1	1	0	0	0	1	0	0	0	3	
05	Cook, Arlando		2-5	0-0	4-4	0	2	2	3	8	1	1	1	0	1	21	
31	Beard, Anton		3-5	1-2	3-3	0	0	0	2	10	1	2	0	2	2	24	
Team						1	1	2									
Totals			25-61	6-15	16-20	11	26	37	19	72	12	13	6	4	200		

FG % 1st Half: 11-29 37.9% 2nd half: 14-32 43.8% Game: 25-61 41.0% Deadball Rebounds 5.1  
3FG % 1st Half: 3-7 42.9% 2nd half: 3-8 37.5% Game: 6-15 40.0%  
FT % 1st Half: 10-11 90.9% 2nd half: 6-9 66.7% Game: 16-20 80.0%

Officials: Antonio Petty, Chuck Jones, Roger Ayers  
Technical fouls: Florida-None. Arkansas-None.  
Attendance: 20355  
Estimated Actual Attendance: 16,035  
Fouled out: Florida #15, Egbunu (2:53)

Score by periods	1st	2nd	Total
Florida	44	37	81
Arkansas	35	37	72

Last FG - UF 2nd-01:10, AR 2nd-00:10.  
Largest lead - UF by 16 2nd-03:12, AR by 3 1st-14:09.  
UF led for 34:13. AR led for 02:32. Game was tied for 03:15.

Points	In Paint	Off T/O	2nd Chance	Fast Break	Bench
UF	34	16	18	10	17
AR	34	19	12	7	20

Score tied - 5 times.  
Lead changed - 5 times.

# GAME 15

Arkansas at Kentucky  
Jan. 7, 2017 at 7:30 p.m. at Lexington, Ky. (Rupp Arena)

## Arkansas 71 • 12-3, 1-2

#	Player		Total		3-Ptr	Rebounds			PF	TP	A TO Blk Stl				Min
			FG-FGA	FG-FGA		FT-FTA	Off	Def			Tot	A	TO	Blk	
05	Cook, Arlando	f	3-5	0-0	0-0	0	1	1	0	6	0	0	0	1	15
33	Kingsley, Moses	f	4-8	1-1	5-5	1	6	7	4	14	2	2	1	1	33
03	Hannahs, Dusty	g	2-12	0-5	2-2	0	1	1	4	6	2	0	0	0	22
04	Macon, Daryl	g	5-12	3-7	2-2	0	0	0	3	15	1	0	0	0	26
21	Watkins, Manuale	g	4-6	0-0	0-0	1	6	7	3	8	1	0	0	0	32
00	Barford, Jaylen		6-9	0-1	2-3	3	1	4	4	14	0	5	0	0	17
01	Thompson, Trey		0-2	0-0	4-4	1	3	4	4	2	0	2	0	0	20
02	Bailey, Adrio		0-0	0-0	0-0	0	0	0	1	0	1	0	0	1	4
12	Hazen, Brachen		0-0	0-0	0-0	0	0	0	0	0	0	0	0	0	1
13	Thomas, Dustin		0-2	0-0	0-0	1	1	2	4	0	1	0	0	0	7
23	Jones, CJ		0-0	0-0	0-0	0	0	0	0	0	0	0	0	0	1
31	Beard, Anton		1-7	0-2	2-5	0	0	0	4	4	1	0	0	0	22
Team							2	1	3			1			
Totals			25-63	4-16	17-21	9	20	29	31	71	11	8	3	3	200

FG % 1st Half: 13-32 40.6% 2nd half: 12-31 38.7% Game: 25-63 39.7% Deadball Rebounds 2.1  
3FG % 1st Half: 2-7 28.6% 2nd half: 2-9 22.2% Game: 4-16 25.0%  
FT % 1st Half: 10-12 83.3% 2nd half: 7-9 77.8% Game: 17-21 81.0%

## Kentucky 97 • 13-2, 3-0

#	Player		Total		3-Ptr	Rebounds			PF	TP	A TO Blk Stl				Min	
			FG-FGA	FG-FGA		FT-FTA	Off	Def			Tot	A	TO	Blk		Stl
03	Adebayo, Edrice	f	3-5	0-0	5-10	4	3	7	2	11	1	1	1	1	33	
32	Gabriel, Wenyen	f	1-2	0-1	1-2	1	3	4	3	3	0	2	2	0	12	
00	Fox, De Aaron	g	10-16	0-2	7-7	0	6	6	2	27	6	2	0	1	36	
05	Monk, Malik	g	4-10	0-5	4-6	1	0	1	4	12	3	1	0	1	27	
13	Briscoe, Isaiah	g	4-11	0-1	7-9	3	5	8	2	15	1	2	0	0	36	
01	Killelea-Jones, Sacha		0-0	0-0	2-2	0	2	2	0	2	1	0	0	0	2	
10	David, Jonny		0-0	0-0	0-0	0	0	0	0	0	0	0	0	0	0+	
11	Mulder, Mychal		2-3	2-3	0-0	0	1	1	2	6	0	0	0	0	9	
14	Wynyard, Tai		0-0	0-0	0-0	0	0	0	0	0	0	0	0	0	2	
15	Humphries, Isaac		1-1	0-0	2-4	2	2	4	0	4	0	0	0	0	7	
20	Calipari, Brad		0-0	0-0	0-0	0	0	0	0	0	0	0	0	0	2	
25	Hawkins, Dominique		1-4	0-2	0-0	0	2	2	2	2	1	1	0	0	15	
30	Pulliam, Dillon		0-0	0-0	0-0	0	0	0	0	0	0	0	0	0	0+	
35	Willis, Derek		6-8	3-5	0-0	2	3	5	3	15	0	0	2	0	19	
Team							2		4							
Totals			32-60	5-19	28-40	15	29	44	20	97	13	9	5	3	200	

FG % 1st Half: 15-30 50.0% 2nd half: 17-30 56.7% Game: 32-60 53.3% Deadball Rebounds 4.2  
3FG % 1st Half: 3-10 30.0% 2nd half: 2-9 22.2% Game: 5-19 26.3%  
FT % 1st Half: 8-12 66.7% 2nd half: 20-28 71.4% Game: 28-40 70.0%

Officials: Doug Shows, Terry Wymer, Alfred Smith  
Technical fouls: Arkansas-Barford, Jaylen. Kentucky-Fox, De'Aaron.  
Attendance: 24322

Score by periods	1st	2nd	Total
Arkansas	38	33	71
Kentucky	41	56	97

Last FG - AR 2nd-01:24, UK 2nd-00:53.  
Largest lead - AR by 4 1st-08:04, UK by 26 2nd-00:21.  
AR led for 03:21. UK led for 36:20. Game was tied for 00:19.

Points	In Paint	Off T/O	2nd Chance	Fast Break	Bench
AR	32	11	13	4	22
UK	46	16	21	24	29

Score tied - 2 times.  
Lead changed - 6 times.

# GAME 14

Arkansas at Tennessee  
Jan. 3, 2017 at 5:30 p.m. at Knoxville, Tenn. (Thompson-Boling Arena)

## Arkansas 82 • 12-2, 1-1 SEC

#	Player		Total		3-Ptr	Rebounds			PF	TP	A TO Blk Stl				Min
			FG-FA	FG-FGA		FT-FTA	Off	Def			Tot	A	TO	Blk	
33	Kingsley, Moses	f	3-10	0-0	1-5	0	10	10	1	7	3	1	3	2	31
5	Cook, Arlando	f	0-2	0-0	1-2	1	2	3	3	1	0	1	0	0	11
21	Watkins, Manuale	g	4-6	0-0	0-2	1	2	3	1	8	0	1	0	0	21
3	Hannahs, Dusty	g	5-8	2-4	1-1	0	2	2	3	13	1	0	0	0	27
4	Macon, Daryl	g	1-6	1-4	12-13	0	2	2	2	15	1	3	0	0	26
0	Barford, Jaylen		5-8	2-2	2-2	1	3	4	4	14	2	0	0	0	24
1	Thompson, Trey		1-2	0-1	0-0	0	1	1	3	2	2	1	2	0	9
13	Thomas, Dustin		2-4	0-0	2-2	0	7	7	5	6	0	1	0	2	26
31	Beard, Anton		6-8	0-0	4-5	1	2	3	2	16	2	1	0	1	25
Team						1	0	1							
Totals			27-54	5-11	23-32	5	31	36	24	82	11	9	5	5	200

FG % 1st Half: 13-28 46.4% 2nd half: 14-26 53.8% Game: 27-54 50.0% Deadball Rebounds 2  
3FG % 1st Half: 2-5 40.0% 2nd half: 3-6 50.0% Game: 5-11 45.5%  
FT % 1st Half: 9-13 69.2% 2nd half: 14-19 7

# GAME 17

## Arkansas vs Missouri Jan. 14, 2017 at 5:01 p.m. at Fayetteville, Ark. (Bud Walton Arena)

### Missouri 73 • 5-11, 0-4 SEC

#	Player	Total		3-Ptr		Rebounds			PF	TP	A	TO	Blk	Stl	Min
		FG-FGA	FG-FGA	FT-FTA	Off Def Tot	PF	TP	A							
21	Barnett, Jordan	f	6-11	2-5	0-1	2	4	6	5	14	2	2	0	4	25
24	Puryear, Kevin	f	3-8	0-1	5-6	1	3	4	1	11	1	0	1	0	31
25	Woods, Russell	f	2-5	0-0	1-4	2	1	3	4	5	0	0	0	1	24
11	Walton, KJ	g	1-4	1-2	3-6	0	4	4	1	6	2	2	0	0	23
15	Geist, Jordan	g	3-6	0-3	7-11	0	3	3	3	13	0	2	0	0	30
01	Phillips, Terrence	g	3-10	3-8	4-4	0	2	2	3	13	4	2	0	2	31
03	Hughes, Frankie	g	2-7	2-6	0-0	0	2	2	0	6	1	4	0	0	17
14	Nikko, Reed	g	1-5	0-0	0-0	5	1	6	2	2	1	0	0	0	11
32	Wolf, Adam	g	0-0	0-0	0-0	0	0	0	0	0	0	0	0	0	0+
33	Vanleer, Cullen	g	1-1	1-1	0-0	1	0	1	1	3	1	1	0	0	8
Team						3	1	4							
Totals			22-57	9-26	20-32	14	21	35	20	73	12	14	1	7	200

FG % 1st Half: 10-34 29.4% 2nd half: 12-23 52.2% Game: 22-57 38.6%  
3FG % 1st Half: 5-15 33.3% 2nd half: 4-11 36.4% Game: 9-26 34.6%  
FT % 1st Half: 11-13 84.6% 2nd half: 9-19 47.4% Game: 20-32 62.5%

### Arkansas 92 • 13-4, 2-3 SEC

#	Player	Total		3-Ptr		Rebounds			PF	TP	A	TO	Blk	Stl	Min
		FG-FGA	FG-FGA	FT-FTA	Off Def Tot	PF	TP	A							
13	Thomas, Dustin	f	1-3	0-0	1-2	0	2	2	4	3	0	1	0	0	18
33	Kingsley, Moses	f	4-9	0-0	2-3	3	5	8	1	10	3	4	3	0	28
00	Barford, Jaylen	g	6-8	0-2	1-1	0	6	6	4	13	2	0	0	1	20
04	Macon, Daryl	g	6-11	4-8	1-2	1	3	4	3	17	6	2	0	2	27
31	Beard, Anton	g	3-5	1-2	4-4	0	2	2	5	11	3	4	0	1	27
01	Thompson, Trey	g	3-3	0-0	2-2	2	2	4	3	8	0	1	2	0	16
02	Bailey, Adrio	g	0-1	0-0	0-0	1	0	1	0	0	0	0	0	0	4
03	Hannahs, Dusty	g	5-11	2-5	4-4	1	2	3	1	16	3	2	0	0	25
05	Cook, Arlando	g	0-0	0-0	0-0	0	1	1	0	0	0	0	0	0	7
12	Hazen, Brachen	g	0-0	0-0	0-0	0	1	1	0	0	0	0	0	0	1
15	Holmes, Jonathan	g	0-0	0-0	0-0	0	0	0	0	0	0	0	0	0	0+
21	Watkins, Manuale	g	3-6	1-4	1-2	1	1	2	3	8	1	0	0	0	22
23	Jones, CJ	g	2-2	2-2	0-0	0	1	1	1	6	0	0	0	1	5
Team						0	1	1							
Totals			33-59	10-23	16-22	9	27	36	25	92	18	14	5	5	200

FG % 1st Half: 20-36 55.6% 2nd half: 13-23 56.5% Game: 33-59 55.9%  
3FG % 1st Half: 6-15 40.0% 2nd half: 4-8 50.0% Game: 10-23 43.5%  
FT % 1st Half: 4-6 66.7% 2nd half: 12-16 75.0% Game: 16-22 72.7%

Officials: Joe Lindsay, William Covington, Rob Rorkke  
Technical fouls: Missouri-Geist, Jordan. Arkansas-None.  
Attendance: 15,424  
Estimated Actual Attendance: 11,182  
Fouled Out: Missouri #21 J. Barnett at 4:29 2H  
Arkansas #31 A. Beard at 1:30 2H

Score by periods	1st	2nd	Total
Missouri	36	37	73
Arkansas	50	42	92

Last FG - MU-M 2nd-02:40, AR 2nd-00:35.  
Largest lead - MU-M None, AR by 22 2nd-17:00.  
MU-M led for 00:00. AR led for 37:32. Game was tied for 01:48.

	In	Off	2nd	Fast	Bench
Points	Paint	T/O	Chance	Break	
MU-M	22	14	9	6	24
AR	38	25	15	21	38

Score tied - 0 times.  
Lead changed - 0 times.

# GAME 19

## Arkansas vs LSU Jan. 21, 2017 at 7:30 p.m. at Fayetteville, Ark. (Bud Walton Arena)

### LSU 86 • 9-9, 1-6 SEC

#	Player	Total		3-Ptr		Rebounds			PF	TP	A	TO	Blk	Stl	Min
		FG-FGA	FG-FGA	FT-FTA	Off Def Tot	PF	TP	A							
01	REATH, DUOP	f	7-11	0-0	3-10	5	2	7	4	17	0	3	2	1	34
21	Epps, Aaron	f	2-8	0-1	0-2	4	1	5	3	4	0	0	0	0	19
02	BLAKENEY, ANTONIO	g	5-12	2-5	2-3	1	3	4	3	14	1	2	0	1	33
04	MAYS, SKYLAR	g	6-9	1-2	9-11	0	3	3	3	22	6	2	0	2	32
11	Patterson, Jalyn	g	2-7	1-5	0-0	0	5	5	1	5	4	1	1	0	26
00	SAMPSON, BRANDON	g	6-9	3-5	0-2	0	2	2	3	15	1	1	1	0	24
03	ROBINSON III, ELBERT	g	0-0	0-0	0-0	0	0	0	1	0	0	2	0	0	4
05	HAYWARD, KIERAN	g	0-2	0-2	0-0	0	0	0	0	3	0	0	0	0	6
10	Jenkins, Brandon	g	0-0	0-0	0-0	0	0	0	0	0	0	0	0	0	2
44	Sims, Wayde	g	4-4	0-0	1-2	0	1	1	3	9	2	1	0	0	20
Team						1	2	3							
Totals			32-62	7-20	15-30	11	19	30	24	86	14	12	4	4	200

FG % 1st Half: 12-32 37.5% 2nd half: 20-30 66.7% Game: 32-62 51.6%  
3FG % 1st Half: 2-12 16.7% 2nd half: 5-8 62.5% Game: 7-20 35.0%  
FT % 1st Half: 11-16 68.8% 2nd half: 4-14 28.6% Game: 15-30 50.0%

### Arkansas 99 • 15-4, 4-3 SEC

#	Player	Total		3-Ptr		Rebounds			PF	TP	A	TO	Blk	Stl	Min
		FG-FGA	FG-FGA	FT-FTA	Off Def Tot	PF	TP	A							
05	Cook, Arlando	f	2-3	0-0	4-7	2	4	6	5	8	2	2	0	0	19
33	Kingsley, Moses	f	10-18	1-1	3-7	3	4	7	2	24	2	3	1	1	29
00	Barford, Jaylen	g	5-12	0-2	4-7	0	4	4	1	14	3	1	0	0	35
04	Macon, Daryl	g	4-9	3-7	4-4	3	4	7	3	15	1	2	0	1	31
31	Beard, Anton	g	5-7	2-2	4-4	0	2	2	4	16	7	0	0	0	34
01	Thompson, Trey	g	3-3	0-0	0-0	1	4	5	3	6	3	0	0	1	16
02	Bailey, Adrio	g	0-0	0-0	0-0	1	3	4	2	0	1	0	0	0	8
03	Hannahs, Dusty	g	3-7	2-3	6-6	2	1	3	1	14	0	4	0	0	17
13	Thomas, Dustin	g	1-2	0-0	0-0	2	2	4	4	2	0	1	0	0	6
21	Watkins, Manuale	g	0-0	0-0	0-0	0	0	0	0	0	1	0	0	0	2
23	Jones, CJ	g	0-1	0-1	0-0	0	0	0	1	0	0	0	0	0	3
Team						1	1	2							
Totals			33-62	8-16	25-35	15	29	44	26	99	20	13	1	3	200

FG % 1st Half: 15-27 55.6% 2nd half: 18-35 51.4% Game: 33-62 53.2%  
3FG % 1st Half: 6-12 50.0% 2nd half: 2-4 50.0% Game: 8-16 50.0%  
FT % 1st Half: 11-11 100.0 2nd half: 14-24 58.3% Game: 25-35 71.4%

Officials: Anthony Jordan, Brian Shey, Garrick Shannon  
Technical fouls: LSU-None. Arkansas-None.  
Attendance: 16,333  
Estimated Actual Attendance: 16,099  
Fouled out: Arkansas #5, Cook (2:30 2H)

Score by periods	1st	2nd	Total
LSU	37	49	86
Arkansas	47	52	99

Last FG - LSU 2nd-03:34, AR 2nd-00:34.  
Largest lead - LSU None, AR by 17 2nd-05:35.  
LSU led for 00:00. AR led for 38:59. Game was tied for 01:01.

	In	Off	2nd	Fast	Bench
Points	Paint	T/O	Chance	Break	
LSU	38	19	10	10	24
AR	38	11	14	10	22

Score tied - 0 times.  
Lead changed - 0 times.

# GAME 18

## Arkansas at Texas A&M Jan. 17, 2017 at 6 p.m. at College Station, Texas (Reed Arena)

### Arkansas 62 • 14-4; 3-3 SEC

#	Player	Total		3-Ptr		Rebounds			PF	TP	A	TO	Blk	Stl	Min
		FG-FGA	FG-FGA	FT-FTA	Off Def Tot	PF	TP	A							
00	Barford, Jaylen	*	2-9	0-2	0-2	0	3	3	3	4	2	1	0	0	23
04	Macon, Daryl	*	3-10	1-5	9-12	0	4	4	0	16	1	3	1	1	26
13	Thomas, Dustin	*	2-4	0-0	0-0	0	2	2	3	4	2	1	0	0	19
31	Beard, Anton	*	1-3	0-1	0-0	1	0	1	1	2	0	2	0	1	21
33	Kingsley, Moses	*	4-10	1-1	3-4	3	1	4	3	12	0	3	2	0	28
01	Thompson, Trey	*	0-0	0-0	0-0	1	2	3	2	0	2	0	2	0	12
03	Hannahs, Dusty	*	3-7	2-4	1-2	0	1	1	1	9	1	1	0	1	27
05	Cook, Arlando	*	3-4	0-0	0-1	2	5	7	4	6	2	0	1	2	21
21	Watkins, Manuale	*	3-5	3-3	0-0	1	5	6	2	9	2	2	0	0	23
Team						3	2	5							
Totals			21-52	7-16	13-21	11	25	36	19	62	12	13	6	8	200

FG % 1st Half: 12-28 42.9% 2nd half: 9-24 37.5% Game: 21-52 40.4%  
3FG % 1st Half: 3-7 42.9% 2nd half: 4-9 44.4% Game: 7-16 43.8%  
FT % 1st Half: 3-4 75.0% 2nd half: 10-17 58.8% Game: 13-21 61.9%

### Texas A&M 60 • 9-8; 1-5 SEC

#	Player	Total		3-Ptr		Rebounds			PF	TP	A	TO	Blk	Stl	Min
		FG-FGA	FG-FGA	FT-FTA	Off	Def	Tot								
01	DJ Hogg	* 2-12	1-6	5-6	0	2	3	5	0	10	3	0	0	0	38
03	Admon Gilder	* 5-9	4-6	2-2	0	0	0	3	16	3	0	3	0	2	39
12	Chris Collins	* 0-2	0-2	0-0	0	2	2	5	0	3	1	0	2	18	
34	Tyler Davis	* 4-5	0-0	6-6	1	6	7	3	14	3	2	0	0	28	
44	Robert Williams	* 4-9	0-1	1-2	3	7	10	3	9	1	3	2	1	28	
05	JC Hampton	2-7	1-4	1-1	0	2	2	1	6	1	0	0	2	21	
10	Tonny Trocha-Morelos	2-5	0-1	1-2	1	3	4	3	5	0	3	2	1	22	
23	Caleb Smith	0-1	0-0	0-0	0	0	0	0	0	0	0	0	0	3	
42	Tavario Miller	0-0	0-0	0-0	0	0	0	1	0	0	0	0	0	3	
	Team				0	2	2								
	Totals	19-50	6-20	16-19	7	25	32	19	60	14	12	4	8	200	

# GAME 21

Arkansas at Oklahoma State  
Jan. 28, 2017 at 3:05 p.m. at Stillwater, Okla. (Gallagher-Iba Arena)

Arkansas 71 • 16-5, 5-3 SEC

#	Player	Total		3-Ptr		Rebounds			PF	TP	A TO Blk Stl				Min
		FG-FGA	FG-FGA	FT-FTA	Off Def Tot	PF	TP	A TO Blk Stl							
05	Cook, Arlando	f	0-2	0-0	0-0	1 0 1	1 0	0 2 0 0	7						7
33	Kingsley, Moses	f	3-11	0-1	4-5	2 2 4	2 10	0 0 4 0	27						27
00	Barford, Jaylen	g	8-13	2-3	3-4	1 2 3	3 21	2 2 0 0	28						28
04	Macon, Daryl	g	0-8	0-6	0-0	0 1 1	3 0	1 0 0 0	25						25
31	Beard, Anton	g	3-7	2-3	3-4	0 2 2	3 11	1 2 0 1	28						28
01	Thompson, Trey	g	0-0	0-0	0-0	0 0 0	3 0	1 0 0 0	13						13
02	Bailey, Adrio	g	1-1	0-0	0-0	0 4 4	1 2	1 0 0 0	12						12
03	Hannahs, Dusty	g	4-10	0-3	5-6	1 2 3	3 13	0 3 0 0	24						24
13	Thomas, Dustin	g	3-3	0-0	3-3	3 2 5	2 9	1 2 0 2	17						17
21	Watkins, Manuale	g	2-3	1-2	0-1	0 0 0	4 5	0 0 0 1	17						17
23	Jones, CJ	g	0-0	0-0	0-0	0 0 0	0 0	0 1 0 0	2						2
Team					3 3 6	1									
Totals			24-58	5-18	18-23	11 18 29	26 71	7 12 4 4	200						

FG % 1st Half: 12-30 40.0% 2nd half: 12-28 42.9% Game: 24-58 41.4%  
3FG % 1st Half: 3-10 30.0% 2nd half: 2-8 25.0% Game: 5-18 27.8%  
FT % 1st Half: 6-7 85.7% 2nd half: 12-16 75.0% Game: 18-23 78.3%

Deadball Rebounds 1

Oklahoma State 99 • 13-8, 2-6 Big 12

#	Player	Total		3-Ptr		Rebounds			PF	TP	A TO Blk Stl				Min
		FG-FGA	FG-FGA	FT-FTA	Off Def Tot	PF	TP	A TO Blk Stl							
23	Hammonds, Leyton	f	4-5	2-2	0-0	1 4 5	3 10	1 0 0 1	22						22
30	Carroll, Jeffrey	f	6-15	0-3	8-10	2 5 7	4 20	3 0 0 1	27						27
41	Solomon, Mitchell	c	0-3	0-0	2-2	5 2 7	3 2	0 2 1 0	14						14
01	Evans, Jawun	g	4-8	1-2	7-8	2 5 7	1 16	8 1 0 1	29						29
13	Forté, Phil	g	6-12	4-9	2-2	0 0 0	0 18	6 1 0 1	32						32
00	Averette, Brandon	g	3-6	0-1	2-2	0 2 2	0 8	0 1 0 0	17						17
04	Dziagwa, Thomas	g	0-1	0-1	0-0	0 1 1	0 0	0 0 0 0	3						3
12	McGriff, Cameron	g	1-2	0-0	2-2	2 0 2	1 4	3 1 0 0	15						15
14	N'Guessan, Lucas	g	3-4	0-0	0-2	1 1 2	4 6	1 0 0 0	13						13
21	Waters, Lindy	g	2-3	1-1	0-0	1 2 3	3 5	1 0 0 0	11						11
24	Dillard, Davon	g	4-7	1-1	1-1	2 1 3	1 10	1 1 0 0	13						13
32	Underwood, Tyler	g	0-0	0-0	0-0	0 1 1	0 0	0 0 0 1	1						1
33	Reeves, Trey	g	0-0	0-0	0-0	0 0 0	0 0	0 0 0 0	1						1
34	Lienhard, Will	g	0-0	0-0	0-0	0 0 0	0 0	0 0 0 0	2						2
Team					1 3 4										
Totals			33-66	9-20	24-29	17 27 44	20 99	24 7 1 5	200						

FG % 1st Half: 19-35 54.3% 2nd half: 14-31 45.2% Game: 33-66 50.0%  
3FG % 1st Half: 5-10 50.0% 2nd half: 4-10 40.0% Game: 9-20 45.0%  
FT % 1st Half: 16-19 84.2% 2nd half: 8-10 80.0% Game: 24-29 82.8%

Deadball Rebounds 3

Officials: John Higgins, Chris Rastatter, Marques Pettigrew  
Technical fouls: Arkansas-TEAM. Oklahoma State-None.  
Attendance: 13611

Score by periods	1st	2nd	Total
Arkansas	33	38	71
Oklahoma State	59	40	99

Last FG - AR 2nd-04:53, OSU 2nd-00:24.  
Largest lead - AR None, OSU by 30 2nd-17:39.  
AR led for 00:00. OSU led for 39:43. Game was tied for 00:17.

Score tied - 0 times.  
Lead changed - 0 times.

# GAME 23

Arkansas at Missouri  
Feb. 4, 2017 at 5 p.m. at Columbia, Mo. (Mizzou Arena)

Arkansas 78 • 17-6, 6-4

#	Player	Total		3-Ptr		Rebounds			PF	TP	A TO Blk Stl				Min
		FG-FGA	FG-FGA	FT-FTA	Off Def Tot	PF	TP	A TO Blk Stl							
00	Barford, Jaylen	*	8-16	0-3	7-8	1 1 2	2 23	0 5 0 2	29						29
04	Macon, Daryl	*	4-9	3-6	4-5	0 3 3	5 15	3 4 0 1	29						29
13	Thomas, Dustin	*	1-1	0-0	1-1	1 5 6	2 3	0 2 0 0	14						14
31	Beard, Anton	*	2-2	1-1	0-1	0 0 0	5 5	2 1 0 0	26						26
33	Kingsley, Moses	*	1-3	0-0	2-3	1 1 2	3 4	1 1 1 0	23						23
01	Thompson, Trey	g	1-2	0-0	0-0	2 2 4	1 2	1 2 0 2	18						18
02	Bailey, Adrio	g	0-0	0-0	0-0	0 1 1	1 0	0 0 0 0	4						4
03	Hannahs, Dusty	g	3-8	2-5	4-4	0 0 0	1 12	2 2 0 0	25						25
05	Cook, Arlando	g	2-5	0-0	1-4	4 1 5	1 5	0 0 0 0	10						10
21	Watkins, Manuale	g	4-5	1-1	0-1	1 5 6	3 9	2 0 0 1	22						22
Team					2 2 4										
Totals			26-51	7-16	19-27	12 21 33	24 78	11 17 1 6	200						

FG % 1st Half: 11-22 50.0% 2nd half: 15-29 51.7% Game: 26-51 51.0%  
3FG % 1st Half: 3-6 50.0% 2nd half: 4-10 40.0% Game: 7-16 43.8%  
FT % 1st Half: 9-14 64.3% 2nd half: 10-13 76.9% Game: 19-27 70.4%

Deadball Rebounds 1,1

Missouri 83 • 6-16, 1-9

#	Player	Total		3-Ptr		Rebounds			PF	TP	A TO Blk Stl				Min
		FG-FGA	FG-FGA	FT-FTA	Off Def Tot	PF	TP	A TO Blk Stl							
01	Phillips, Terrence	*	1-5	0-2	5-6	0 2 2	4 7	6 2 0 2	24						24
11	Walton, KJ	*	6-9	1-3	3-5	0 3 3	3 16	0 1 0 2	25						25
24	Puryear, Kevin	*	7-13	1-2	0-0	3 5 8	0 15	0 1 0 0	36						36
25	Woods, Russell	*	1-1	0-0	6-6	0 3 3	3 8	1 2 0 1	30						30
33	Vanleer, Cullen	*	5-9	2-6	0-0	0 0 0	4 12	0 2 1 1	32						32
03	Hughes, Frankie	g	0-0	0-0	0-0	0 1 1	2 0	0 1 0 0	5						5
14	Nikko, Reed	g	1-2	0-0	0-1	0 1 1	2 2	1 0 0 0	9						9
15	Geist, Jordan	g	1-5	0-3	4-5	0 1 1	2 6	5 1 0 1	18						18
21	Barnett, Jordan	g	5-9	2-5	5-6	1 3 4	3 17	0 0 0 1	21						21
Team					2 1 3										
Totals			27-53	6-21	23-29	6 20 26	23 83	13 10 1 8	200						

FG % 1st Half: 16-26 61.5% 2nd half: 11-27 40.7% Game: 27-53 50.9%  
3FG % 1st Half: 4-10 40.0% 2nd half: 2-11 18.2% Game: 6-21 28.6%  
FT % 1st Half: 11-14 78.6% 2nd half: 12-15 80.0% Game: 23-29 79.3%

Deadball Rebounds 4

Officials: Pat Adams, Glenn Tuit, Rusty Phillips  
Technical fouls: Arkansas-Kingsley, Moses. Missouri-None.  
Attendance: 11434  
Estimate Actual: 8,211  
#RallyForRhyann

Score by periods	1st	2nd	Total
Arkansas	34	44	78
Missouri	47	36	83

Last FG - AR 2nd-00:15, MU-M 2nd-02:16.  
Largest lead - AR by 3 1st-19:56, MU-M by 15 1st-05:58.  
AR led for 02:04. MU-M led for 36:52. Game was tied for 01:04.

Score tied - 2 times.  
Lead changed - 2 times.

# GAME 22

Arkansas vs Alabama  
Feb. 1, 2017 at 6 p.m. at Fayetteville, Ark. (Bud Walton Arena)

Alabama 68 • 13-8, 6-3 SEC

#	Player	Total		3-Ptr		Rebounds			PF	TP	A TO Blk Stl				Min
		FG-FGA	FG-FGA	FT-FTA	Off Def Tot	PF	TP	A TO Blk Stl							
01	Norris, Riley	f	3-5	2-4	0-0	1 2 3	2 8	0 2 0 2	24						24
21	Olaniyan, Bola	f	2-3	0-0	1-1	3 6 9	3 5	0 3 0 0	20						20
25	Key, Braxton	f	2-8	2-4	6-8	1 3 4	4 12	2 4 0 2	31						31
35	Hall, Donta	f	3-6	0-0	0-1	3 3 6	3 6	2 0 0 0	27						27
12	Ingram, Dazon	g	5-7	1-1	3-4	0 3 3	3 14	1 3 0 0	23						23
02	Schaffer, Lawson	g	0-1	0-1	2-2	0 1 1	0 2	2 0 0 0	3						3
03	Collins, Corban	g	1-4	0-3	0-1	1 2 3	3 2	4 3 0 0	23						23
05	Johnson Jr, Avery	g	1-8	1-2	0-0	0 1 1	2 3	1 1 0 0	19						19
10	Taylor, Jimmie	g	2-4	0-0	2-2	0 0 0	2 6	1 0 0 0	14						14
22	Davis, Ar'Mond	g	2-7	0-3	6-6	0 3 3	0 10	0 1 2 0	16						16
Team					2 1 3										
Totals			21-53	6-18	20-25	11 25 36	22 68	13 18 2 4	200						

FG % 1st Half: 10-25 40.0% 2nd half: 11-28 39.3% Game: 21-53 39.6%  
3FG % 1st Half: 3-8 37.5% 2nd half: 3-10 30.0% Game: 6-18 33.3%  
FT % 1st Half: 4-5 80.0% 2nd half: 16-20 80.0% Game: 20-25 80.0%

Deadball Rebounds 2

Arkansas 87 • 17-5, 6-3 SEC

#	Player		Total		3-Ptr		Rebounds			PF	TP	A TO Blk Stl				Min
			FG-FGA	FG-FGA	FT-FTA	Off	Def	Tot	A			TO	Blk	Stl		
05	Cook, Arlando	f	1-1	0-0	0-0	1	0	1	3	2	0	2	0	0	11	
33	Kingsley, Moses	f	2-4	0-0	11-12	1	5	6	3	15	1	2	2	2	27	
00	Barford, Jaylen	g	6-12	0-3	1-3	2	3	5	0	13	4	1	0	1	27	
04	Macon, Daryl	f	4-8	3-4	1-1	0	1	1	2	12	4	1	0	0	27	
31	Beard, Antwan	g	2-8	1-4	0-0	1	3	4	1	5	2	3	0	1	27	
01	Thompson, Trey	f	0-0	0-0	0-0	1	1	2	2	0	3	0	1	1	11	
02	Bailey, Adrio	f	3-3	0-0	1-3	1	2	3	3	7	0	0	1	1	11	
03	Hannahs, Dusty	f	7-9	5-6	0-0	0	0	0	3	19	1	2	0	0	17	
12	Hazen, Brachen	f	0-1	0-0	0-0	0	0	0	0	0	0	0	0	0	3	
13	Thomas, Dustin	f	1-4	0-0	0-2	2	3	5	5	2	1	0	0	2	13	
15	Holmes, Jonathan	f	0-1	0-1	0-0	0	0	0	1	0	0	0	0	0	1	
21	Watkins, Manuale	f	2-5	2-4	4-8	1	3	4	0	10	2	0	0	3	21	
23	Jones, CJ	f	1-3	0-1	0-0	0	0	0	0	2	0	0	0	0	4	
	Team					1	0	1								
Totals			29-59	11-23	18-29	11	21	32	23	87	18	11	4	11	200	

Arkansas 78 • 18-7 (7-5 SEC)

#	Player	Total		3-Ptr	Rebounds			PF	TP	A	TO	Blk	Stl	Min
		FG-FGA	FG-FGA		Off	Def	Tot							
02	Bailey, Adrio	f	1-2	0-0	0-2	0	0	0	0	2	0	0	1	9
33	Kingsley, Moses	f	2-4	0-0	5-6	0	5	5	2	9	2	2	5	29
00	Barford, Jaylen	g	2-9	1-6	3-4	0	6	6	3	8	4	1	0	30
03	Hannahs, Dusty	g	6-14	5-10	0-0	0	2	2	2	17	0	2	0	24
31	Beard, Anton	g	2-3	1-1	6-6	0	1	1	2	11	4	3	0	24
01	Thompson, Trey		0-0	0-0	0-0	0	0	0	3	0	1	0	0	11
04	Macon, Daryl		5-11	2-7	5-7	0	0	0	0	17	0	2	0	28
05	Cook, Arlando		0-2	0-0	0-0	0	2	2	1	0	0	0	1	5
13	Thomas, Dustin		4-6	0-1	1-2	2	7	9	3	9	1	1	0	26
21	Watkins, Manuale		2-2	1-1	0-0	0	3	3	3	5	2	1	0	14
	Team				1	1	2							
	Totals		24-53	10-26	20-27	3	27	30	19	78	14	12	7	200

FG % 1st Half: 10-27 37.0% 2nd half: 14-26 53.8% Game: 24-53 45.3% Deadball  
3FG % 1st Half: 3-9 33.3% 2nd half: 7-17 41.2% Game: 10-26 38.5% Rebounds  
FT % 1st Half: 8-11 72.7% 2nd half: 12-16 75.0% Game: 20-27 74.1% 1,1

LSU 70 • 9-15 (1-11 SEC)

#	Player		Total		3-Ptr	Rebounds			PF	TP	A	TO	Blk	Stl	Min
			FG-FGA	FG-FGA		Off	Def	Tot							
01	REATH, Duop	f	7-16	0-0	0-0	6	9	15	4	14	0	1	1	0	34
44	Sims,Wayde	f	2-8	0-1	4-4	3	2	5	1	8	0	1	0	2	26
00	SAMPSON, Brandon	g	4-13	1-4	3-5	2	3	5	3	12	2	4	0	0	27
02	BLAKENEY, Antonio	g	8-16	1-4	4-6	1	11	12	1	21	1	6	0	1	32
04	MAYS, Skylar	g	1-2	0-0	2-3	1	3	4	2	4	5	2	0	2	20
05	HAYWARD, Kieran		0-1	0-1	0-0	0	1	1	1	0	1	1	0	0	6
10	Jenkins,Branden		0-2	0-1	1-2	1	0	1	2	1	0	0	0	0	8
11	Patterson,Jalyn		2-4	2-4	0-0	0	1	1	3	6	2	1	0	0	26
20	Bridgewater,Brian		0-1	0-0	0-0	0	0	0	0	0	1	0	0	1	4
21	Epps,Aaron		2-4	0-0	0-1	2	1	3	1	4	0	0	0	0	17
	Team					2	1	3							
	Totals		26-67	4-15	14-21	18	32	50	18	70	12	16	1	6	200

FG % 1st Half: 14-34 41.2% 2nd half: 12-33 36.4% Game: 26-67 38.8% Deadball  
3FG % 1st Half: 1-7 14.3% 2nd half: 3-8 37.5% Game: 4-15 26.7% Rebounds  
FT % 1st Half: 11-15 73.3% 2nd half: 3-6 50.0% Game: 14-21 66.7% 2

Officials: Pat Adams, Brian Shey, Bart Lenox  
Technical fouls: Arkansas-None. LSU-None.  
Attendance: 7132

Score by periods	1st	2nd	Total
Arkansas	31	47	78
LSU	40	30	70

Points	In	Off	2nd	Fast	Bench
Paint	Paint	T/O	Chance	Break	
AR	20	25	5	2	31
LSU	40	20	21	8	11

Last FG - AR 2nd-03:45, LSU 2nd-01:46.  
Largest lead - AR by 12 2nd-03:35, LSU by 14 1st-04:13.  
AR led for 15:47, LSU led for 20:25. Game was tied for 03:47.

Score tied - 4 times.  
Lead changed - 4 times.

RECORD:	OVERALL	HOME	AWAY	NEUTRAL
ALL GAMES	6-4	0-0	4-4	2-0
CONFERENCE	4-2	0-0	4-2	0-0
NON-CONFERENCE	2-2	0-0	0-2	2-0

##	Player	gp-gs	min	avg	Total		3-Point		F-Throw		Rebounds				pf	dq	a	to	blk	stl	pts	avg
					fg-fga	fg%	3fg-fga	3fg%	ft-fa	ft%	off	def	tot	avg								
04	Macon, Daryl	10-9	270	27.0	34-96	.354	14-53	.264	60-67	.896	3	21	24	2.4	18	1	13	22	1	7	142	14.2
00	Barford, Jaylen	10-7	251	25.1	49-105	.467	9-28	.321	26-33	.788	10	24	34	3.4	29	0	17	19	1	7	133	13.3
03	Hannahs, Dusty	10-5	249	24.9	42-102	.412	16-50	.320	28-34	.824	3	12	15	1.5	22	0	10	17	0	4	128	12.8
33	Kingsley, Moses	10-10	283	28.3	31-78	.397	2-4	.500	36-48	.750	14	56	70	7.0	25	1	11	17	29	5	100	10.0
31	Beard, Anton	10-5	230	23.0	27-59	.458	8-18	.444	24-36	.667	12	11	23	2.3	24	1	15	13	0	7	86	8.6
21	Watkins, Manuale	10-4	208	20.8	26-41	.634	6-8	.750	0-5	.000	8	29	37	3.7	27	0	10	8	0	14	58	5.8
13	Thomas, Dustin	10-5	175	17.5	15-33	.455	0-1	.000	14-18	.778	12	34	46	4.6	31	1	6	8	2	8	44	4.4
05	Cook, Arlando	10-4	127	12.7	14-32	.438	0-0	.000	6-11	.545	11	20	31	3.1	23	0	3	7	7	5	34	3.4
23	Jones, CJ	4-0	21	5.3	3-5	.600	1-2	.500	0-2	.000	0	1	1	0.3	2	0	0	2	0	0	7	1.8
02	Bailey, Adrio	6-1	45	7.5	3-6	.500	0-0	.000	2-6	.333	0	8	8	1.3	5	0	2	1	2	3	8	1.3
01	Thompson, Trey	10-0	128	12.8	3-10	.300	0-1	.000	5-6	.833	8	18	26	2.6	21	0	14	6	8	5	11	1.1
15	Holmes, Jonathan	1-0	2	2.0	0-0	.000	0-0	.000	0-0	.000	0	0	0	0.0	0	0	0	0	0	0	0	0.0
12	Hazen, Brachen	3-0	11	3.7	0-2	.000	0-1	.000	0-0	.000	0	5	5	1.7	1	0	1	0	0	0	0	0.0
Team											21	14	35		1			2				
Total.....		10	2000		247-569	.434	56-166	.337	201-266	.756	102	253	355	35.5	229	4	102	122	50	65	751	75.1
Opponents.....		10	2000		259-600	.432	61-195	.313	193-267	.723	126	260	386	38.6	211	-	147	114	36	54	772	77.2

TEAM STATISTICS	AR	OPP	Date	Opponent	Score	Att.
SCORING	751	772	11/22/16	at Minnesota	L 71-85	8997
Points per game	75.1	77.2	12/17/16	vs Texas	W 77-74	8777
Scoring margin	-2.1	-	12/22/16	vs Sam Houston State	W 90-56	12153
FIELD GOALS-ATT	247-569	259-600	* 01/03/17	at Tennessee	W 82-78	13002
Field goal pct	.434	.432	* 01/07/17	at Kentucky	L 71-97	24322
3 POINT FG-ATT	56-166	61-195	* 01/17/17	at Texas A&M	W 62-60	9474
3-point FG pct	.337	.313	* 01/24/17	at Vanderbilt	W 71-70	9408
3-pt FG made per game	5.6	6.1	01/28/17	at Oklahoma State	L 71-99	13611
FREE THROWS-ATT	201-266	193-267	* 02/04/17	at Missouri	L 78-83	11434
Free throw pct	.756	.723	* 02/11/17	at LSU	W 78-70	7132
F-Throws made per game	20.1	19.3	* - Conference game			
REBOUNDS	355	386				
Rebounds per game	35.5	38.6				
Rebounding margin	-3.1	-				
ASSISTS	102	147				
Assists per game	10.2	14.7				
TURNOVERS	122	114				
Turnovers per game	12.2	11.4				
Turnover margin	-0.8	-				
Assist/turnover ratio	0.8	1.3				
STEALS	65	54				
Steals per game	6.5	5.4				
BLOCKS	50	36				
Blocks per game	5.0	3.6				
ATTENDANCE	0	118310				
Home games-Avg/Game	0-0	8-12172				
Neutral site-Avg/Game	-	2-10465				

Score by Periods	1st	2nd	Totals
Arkansas	329	422	751
Opponents	394	378	772

<b>RECORD:</b>	<b>OVERALL</b>	<b>HOME</b>	<b>AWAY</b>	<b>NEUTRAL</b>
ALL GAMES	18-7	12-3	4-4	2-0
CONFERENCE	7-5	3-3	4-2	0-0
NON-CONFERENCE	11-2	9-0	0-2	2-0

#	Player	gp-gs	min	avg	Total		3-Point		F-Throw		Rebounds				pf	dq	a	to	blk	stl	pts	avg
					fg-fga	fg%	3fg-fga	3fg%	ft-fa	ft%	off	def	tot	avg								
03	Hannahs, Dusty	25-12	600	24.0	120-270	.444	51-132	.386	76-86	.884	16	29	45	1.8	44	0	32	40	2	12	367	14.7
04	Macon, Daryl	25-21	650	26.0	95-222	.428	46-125	.368	92-105	.876	14	55	69	2.8	51	1	57	48	2	27	328	13.1
33	Kingsley, Moses	25-25	699	28.0	98-213	.460	6-12	.500	91-124	.734	52	135	187	7.5	68	2	37	53	66	19	293	11.7
00	Barford, Jaylen	25-19	601	24.0	108-240	.450	17-65	.262	46-68	.676	24	67	91	3.6	57	0	55	44	4	25	279	11.2
31	Beard, Anton	25-11	578	23.1	71-164	.433	26-66	.394	53-70	.757	23	32	55	2.2	57	2	54	31	0	25	221	8.8
21	Watkins, Manuale	25-12	520	20.8	61-110	.555	9-17	.529	15-26	.577	23	70	93	3.7	43	0	45	13	0	33	146	5.8
13	Thomas, Dustin	25-17	437	17.5	50-103	.485	1-3	.333	38-55	.691	33	71	104	4.2	74	3	27	22	4	16	139	5.6
23	Jones, CJ	15-0	118	7.9	17-35	.486	12-23	.522	5-7	.714	0	11	11	0.7	11	0	6	4	5	1	51	3.4
05	Cook, Arlando	25-7	302	12.1	31-72	.431	0-0	.000	20-31	.645	25	37	62	2.5	43	1	11	18	10	10	82	3.3
01	Thompson, Trey	25-0	300	12.0	20-33	.606	0-1	.000	13-19	.684	21	48	69	2.8	57	0	31	12	19	12	53	2.1
02	Bailey, Adrio	20-1	153	7.7	18-28	.643	0-0	.000	5-16	.313	12	22	34	1.7	22	0	7	10	7	8	41	2.1
12	Hazen, Brachen	11-0	37	3.4	1-5	.200	0-1	.000	1-4	.250	2	8	10	0.9	5	0	1	4	0	0	3	0.3
15	Holmes, Jonathan	4-0	5	1.3	0-3	.000	0-3	.000	0-0	.000	0	1	1	0.3	1	0	0	0	0	0	0	0.0
Team											46	33	79		1			2				
Total.....		25	5000		690-1498	.461	168-448	.375	455-611	.745	291	619	910	36.4	534	9	363	301	119	188	2003	80.1
Opponents.....		25	5000		623-1465	.425	187-548	.341	421-615	.685	307	587	894	35.8	496	-	324	334	74	130	1854	74.2

TEAM STATISTICS	AR	OPP	Date	Opponent		Score	Att.
SCORING	2003	1854	11/11/16	FORT WAYNE	w	92-83	13787
Points per game	80.1	74.2	11/14/16	SOUTHERN ILLINOIS	w	90-65	13308
Scoring margin	+6.0	-	11/18/16	UT ARLINGTON	w	71-67	13587
FIELD GOALS-ATT	690-1498	623-1465	11/22/16	at Minnesota	L	71-85	8997
Field goal pct	.461	.425	11/28/16	MOUNT ST. MARY'S	w	89-76	13321
3 POINT FG-ATT	168-448	187-548	12/01/16	STEPHEN F. AUSTIN	w	78-62	13358
3-point FG pct	.375	.341	12/03/16	AUSTIN PEAY	w	99-62	19483
3-pt FG made per game	6.7	7.5	12/06/16	HOUSTON	w	84-72	13455
FREE THROWS-ATT	455-611	421-615	12/10/16	NORTH FLORIDA	w	91-76	13700
Free throw pct	.745	.685	12/17/16	vs Texas	w	77-74	8777
F-Throws made per game	18.2	16.8	12/20/16	NORTH DAKOTA STATE	w	71-55	16006
REBOUNDS	910	894	12/22/16	vs Sam Houston State	w	90-56	12153
Rebounds per game	36.4	35.8	* 12/29/16	FLORIDA	L	72-81	20355
Rebounding margin	+0.6	-	* 01/03/17	at Tennessee	w	82-78	13002
ASSISTS	363	324	* 01/07/17	at Kentucky	L	71-97	24322
Assists per game	14.5	13.0	* 01/10/17	MISSISSIPPI STATE	L	78-84	15111
TURNOVERS	301	334	* 01/14/17	MISSOURI	w	92-73	15424
Turnovers per game	12.0	13.4	* 01/17/17	at Texas A&M	w	62-60	9474
Turnover margin	+1.3	-	* 01/21/17	LSU	w	99-86	16333
Assist/turnover ratio	1.2	1.0	* 01/24/17	at Vanderbilt	w	71-70	9408
STEALS	188	130	01/28/17	at Oklahoma State	L	71-99	13611
Steals per game	7.5	5.2	* 02/01/17	ALABAMA	w	87-68	14004
BLOCKS	119	74	* 02/04/17	at Missouri	L	78-83	11434
Blocks per game	4.8	3.0	* 02/07/17	VANDERBILT	L	59-72	13494
ATTENDANCE	224726	118310	* 02/11/17	at LSU	w	78-70	7132
Home games-Avg/Game	15-14982	8-12172					
Neutral site-Avg/Game	-	2-10465					

\* - Conference game

Score by Periods	1st	2nd	Totals
Arkansas	912	1091	2003
Opponents	926	928	1854



















RECORD:	OVERALL	HOME	AWAY	NEUTRAL
ALL GAMES	7-5	3-3	4-2	0-0
CONFERENCE	7-5	3-3	4-2	0-0
NON-CONFERENCE	0-0	0-0	0-0	0-0

#	Player	gp-gs	min	avg	Total		3-Point		F-Throw		Rebounds				pf	dq	a	to	blk	stl	pts	avg
					fg-fga	fg%	3fg-fga	3fg%	ft-fa	ft%	off	def	tot	avg								
03	Hannahs, Dusty	12-5	297	24.8	59-130	.454	28-67	.418	29-33	.879	8	14	22	1.8	24	0	15	19	1	5	175	14.6
04	Macon, Daryl	12-10	336	28.0	46-110	.418	26-66	.394	51-60	.850	5	25	30	2.5	25	1	21	23	1	7	169	14.1
33	Kingsley, Moses	12-12	353	29.4	49-107	.458	5-8	.625	45-66	.682	23	61	84	7.0	33	1	18	28	27	12	148	12.3
00	Barford, Jaylen	12-9	299	24.9	53-119	.445	7-32	.219	22-33	.667	14	35	49	4.1	29	0	27	19	0	10	135	11.3
31	Beard, Anton	12-8	307	25.6	33-73	.452	11-27	.407	25-34	.735	5	13	18	1.5	32	2	24	17	0	13	102	8.5
21	Watkins, Manuale	12-4	244	20.3	29-51	.569	8-15	.533	5-13	.385	11	32	43	3.6	22	0	18	6	0	12	71	5.9
13	Thomas, Dustin	12-5	188	15.7	18-38	.474	0-1	.000	9-17	.529	12	37	49	4.1	37	2	7	10	1	9	45	3.8
05	Cook, Arlando	12-6	146	12.2	15-35	.429	0-0	.000	11-20	.550	14	22	36	3.0	24	1	6	7	3	3	41	3.4
01	Thompson, Trey	12-0	147	12.3	8-13	.615	0-1	.000	6-8	.750	9	19	28	2.3	27	0	19	4	9	6	22	1.8
23	Jones, CJ	5-0	18	3.6	3-7	.429	2-5	.400	0-0	.000	0	1	1	0.2	2	0	0	0	0	1	8	1.6
02	Bailey, Adrio	9-1	59	6.6	6-10	.600	0-0	.000	1-5	.200	5	9	14	1.6	9	0	2	1	4	3	13	1.4
12	Hazen, Brachen	3-0	5	1.7	0-1	.000	0-0	.000	0-0	.000	0	1	1	0.3	0	0	0	0	0	0	0	0.0
15	Holmes, Jonathan	2-0	1	0.5	0-1	.000	0-1	.000	0-0	.000	0	0	0	0.0	1	0	0	0	0	0	0	0.0
Team											14	13	27					1				
Total.....		12	2400		319-695	.459	87-223	.390	204-289	.706	120	282	402	33.5	265	7	157	135	46	81	929	77.4
Opponents.....		12	2400		303-681	.445	90-259	.347	226-326	.693	144	299	443	36.9	231	-	156	155	35	63	922	76.8

TEAM STATISTICS	AR	OPP	Date	Opponent	Score	Att.
SCORING	929	922	* 12/29/16	FLORIDA	L 72-81	20355
Points per game	77.4	76.8	* 01/03/17	at Tennessee	W 82-78	13002
Scoring margin	+0.6	-	* 01/07/17	at Kentucky	L 71-97	24322
FIELD GOALS-ATT	319-695	303-681	* 01/10/17	MISSISSIPPI STATE	L 78-84	15111
Field goal pct	.459	.445	* 01/14/17	MISSOURI	W 92-73	15424
3 POINT FG-ATT	87-223	90-259	* 01/17/17	at Texas A&M	W 62-60	9474
3-point FG pct	.390	.347	* 01/21/17	LSU	W 99-86	16333
3-pt FG made per game	7.3	7.5	* 01/24/17	at Vanderbilt	W 71-70	9408
FREE THROWS-ATT	204-289	226-326	* 02/01/17	ALABAMA	W 87-68	14004
Free throw pct	.706	.693	* 02/04/17	at Missouri	L 78-83	11434
F-Throws made per game	17.0	18.8	* 02/07/17	VANDERBILT	L 59-72	13494
REBOUNDS	402	443	* 02/11/17	at LSU	W 78-70	7132
Rebounds per game	33.5	36.9				
Rebounding margin	-3.4	-				
ASSISTS	157	156				
Assists per game	13.1	13.0				
TURNOVERS	135	155				
Turnovers per game	11.3	12.9				
Turnover margin	+1.7	-				
Assist/turnover ratio	1.2	1.0				
STEALS	81	63				
Steals per game	6.8	5.3				
BLOCKS	46	35				
Blocks per game	3.8	2.9				
ATTENDANCE	94721	74772				
Home games-Avg/Game	6-15787	6-12462				
Neutral site-Avg/Game	-	0-0				

\* - Conference game

Score by Periods	1st	2nd	Totals
Arkansas	419	510	929
Opponents	452	470	922

0		JAYLEN <b>BARFORD</b> ■ JR ■ G ■ 6-3 ■ 202 Jackson, Tenn. ■ Motlow State CC	<table><tr><th>YEAR</th><th>GP/GS</th><th>PPG</th><th>APG</th><th>RPG</th><th>SPG</th><th>FG%</th><th>FT%</th></tr><tr><td>2016-17</td><td>25/19</td><td>11.2</td><td>2.2</td><td>3.6</td><td>1.0</td><td>.450</td><td>.676</td></tr><tr><td>Career</td><td>25/19</td><td>11.2</td><td>2.2</td><td>3.6</td><td>1.0</td><td>.450</td><td>.676</td></tr></table>	YEAR	GP/GS	PPG	APG	RPG	SPG	FG%	FT%	2016-17	25/19	11.2	2.2	3.6	1.0	.450	.676	Career	25/19	11.2	2.2	3.6	1.0	.450	.676	<b>PLAYER NOTABLES:</b> <ul style="list-style-type: none"><li>Scored 9 straight points in 80 seconds against Alabama.</li><li>Recorded a team and career-high 23 pts at Missouri.</li><li>Scored 10+ points in 17 of 25 games this season.</li></ul>	<b>CAREER HIGHS</b> PTS: 23 - at Missouri (2/4/17) AST: 6 - vs. Vanderbilt (2/7/17) REB: 6 - (4x) last at LSU (2/11/17) STL: 3 - (3x) last vs. Vanderbilt (2/7/17)
YEAR	GP/GS	PPG	APG	RPG	SPG	FG%	FT%																						
2016-17	25/19	11.2	2.2	3.6	1.0	.450	.676																						
Career	25/19	11.2	2.2	3.6	1.0	.450	.676																						
1		TREY <b>THOMPSON</b> ■ JR ■ F ■ 6-9 ■ 265 Madison, Ark. ■ Forrest City HS	<table><tr><th>YEAR</th><th>GP/GS</th><th>PPG</th><th>RPG</th><th>BPG</th><th>APG</th><th>FG%</th><th>FT%</th></tr><tr><td>2016-17</td><td>25/0</td><td>2.1</td><td>2.8</td><td>0.8</td><td>1.2</td><td>.606</td><td>.684</td></tr><tr><td>Career</td><td>68/1</td><td>2.2</td><td>2.9</td><td>0.7</td><td>1.0</td><td>.586</td><td>.604</td></tr></table>	YEAR	GP/GS	PPG	RPG	BPG	APG	FG%	FT%	2016-17	25/0	2.1	2.8	0.8	1.2	.606	.684	Career	68/1	2.2	2.9	0.7	1.0	.586	.604	<b>PLAYER NOTABLES:</b> <ul style="list-style-type: none"><li>Has at least one rebound in all but three games this season.</li><li>Second on the team with 19 blocks. Nine multi-block games.</li><li>Went a perfect 6-6 from the field, scoring a career-high 13 points against LSU last year. (2/23/16).</li></ul>	<b>CAREER HIGHS</b> PTS: 13 - LSU (2/23/16) REB: 9 - Texas Tech (1/30/16) BLK: 4 - Texas Tech (1/30/16) AST: 5 - North Florida (12/22/15)
YEAR	GP/GS	PPG	RPG	BPG	APG	FG%	FT%																						
2016-17	25/0	2.1	2.8	0.8	1.2	.606	.684																						
Career	68/1	2.2	2.9	0.7	1.0	.586	.604																						
2		ADRIO <b>BAILEY</b> ■ FR ■ F ■ 6-6 ■ 204 Campti, La. ■ Lakeview HS	<table><tr><th>YEAR</th><th>GP/GS</th><th>PPG</th><th>RPG</th><th>BPG</th><th>APG</th><th>FG%</th><th>FT%</th></tr><tr><td>2016-17</td><td>20/1</td><td>2.1</td><td>1.7</td><td>0.4</td><td>0.4</td><td>.643</td><td>.313</td></tr><tr><td>Career</td><td>20/1</td><td>2.1</td><td>1.7</td><td>0.4</td><td>0.4</td><td>.643</td><td>.313</td></tr></table>	YEAR	GP/GS	PPG	RPG	BPG	APG	FG%	FT%	2016-17	20/1	2.1	1.7	0.4	0.4	.643	.313	Career	20/1	2.1	1.7	0.4	0.4	.643	.313	<b>PLAYER NOTABLES:</b> <ul style="list-style-type: none"><li>Recorded his career start on Feb. 11 at LSU.</li><li>Has four of his seven blocks in the last four games.</li><li>Scored a career-high 14 points, 7 rebounds, 2 assists and 2 blocks against Austin Peay.</li></ul>	<b>CAREER HIGHS</b> PTS: 14 - Austin Peay (12/3/16) REB: 7 - Austin Peay (12/3/16) BLK: 2 - (2x) last vs. Vanderbilt (2/7/17) AST: 2 - Austin Peay (12/3/16)
YEAR	GP/GS	PPG	RPG	BPG	APG	FG%	FT%																						
2016-17	20/1	2.1	1.7	0.4	0.4	.643	.313																						
Career	20/1	2.1	1.7	0.4	0.4	.643	.313																						
3		DUSTY <b>HANNAHS</b> ■ SR ■ G ■ 6-3 ■ 210 Little Rock, Ark. ■ Texas Tech University	<table><tr><th>YEAR</th><th>GP/GS</th><th>PPG</th><th>APG</th><th>SPG</th><th>FG%</th><th>3FG%</th><th>FT%</th></tr><tr><td>2016-17</td><td>25/12</td><td>14.7</td><td>1.3</td><td>0.5</td><td>.444</td><td>.386</td><td>.884</td></tr><tr><td>Career</td><td>120/58</td><td>11.3</td><td>0.9</td><td>0.5</td><td>.428</td><td>.396</td><td>.879</td></tr></table>	YEAR	GP/GS	PPG	APG	SPG	FG%	3FG%	FT%	2016-17	25/12	14.7	1.3	0.5	.444	.386	.884	Career	120/58	11.3	0.9	0.5	.428	.396	.879	<b>PLAYER NOTABLES:</b> <ul style="list-style-type: none"><li>3rd in the SEC in free throw percentage (.884).</li><li>Is 63-of-70 (.900) from the FT line over the last 22+ games.</li><li>Has scored 10+ points in 29 of the last 32 contests, dating back to last season.</li></ul>	<b>CAREER HIGHS</b> PTS: 33 - Florida (3/10/16) AST: 6 - at West Virginia (1/22/14) STL: 3 - (2x) last vs. Miss. St. (1/9/16) 3FGM: 8 - Miss. St. (1/9/16)
YEAR	GP/GS	PPG	APG	SPG	FG%	3FG%	FT%																						
2016-17	25/12	14.7	1.3	0.5	.444	.386	.884																						
Career	120/58	11.3	0.9	0.5	.428	.396	.879																						
4		DARYL <b>MACON</b> ■ JR ■ G ■ 6-3 ■ 185 Little Rock, Ark. ■ Holmes CC	<table><tr><th>YEAR</th><th>GP/GS</th><th>PPG</th><th>APG</th><th>SPG</th><th>FG%</th><th>3FG%</th><th>FT%</th></tr><tr><td>2016-17</td><td>25/21</td><td>13.1</td><td>2.3</td><td>1.1</td><td>.428</td><td>.368</td><td>.876</td></tr><tr><td>Career</td><td>25/21</td><td>13.1</td><td>2.3</td><td>1.1</td><td>.428</td><td>.368</td><td>.876</td></tr></table>	YEAR	GP/GS	PPG	APG	SPG	FG%	3FG%	FT%	2016-17	25/21	13.1	2.3	1.1	.428	.368	.876	Career	25/21	13.1	2.3	1.1	.428	.368	.876	<b>PLAYER NOTABLES:</b> <ul style="list-style-type: none"><li>5th in the SEC in free throw percentage (.876).</li><li>Has scored 12+ points in 19 of 25 games this season.</li><li>Two 12+ made free throw performances this season. (14-of-14 vs. Texas; 12-of-13 at Tennessee)</li></ul>	<b>CAREER HIGHS</b> PTS: 23 - Texas (12/17/16) AST: 6 - Missouri (1/14/17) STL: 4 - Fort Wayne (11/11/16) 3FGM: 4 - (2x) last vs. Missouri (1/14/17)
YEAR	GP/GS	PPG	APG	SPG	FG%	3FG%	FT%																						
2016-17	25/21	13.1	2.3	1.1	.428	.368	.876																						
Career	25/21	13.1	2.3	1.1	.428	.368	.876																						
5		ARLANDO <b>COOK</b> ■ JR ■ F ■ 6-8 ■ 215 St. Louis, Mo. ■ Connors State College	<table><tr><th>YEAR</th><th>GP/GS</th><th>PPG</th><th>RPG</th><th>BPG</th><th>APG</th><th>FG%</th><th>FT%</th></tr><tr><td>2016-17</td><td>25/7</td><td>3.3</td><td>2.5</td><td>0.4</td><td>0.4</td><td>.431</td><td>.645</td></tr><tr><td>Career</td><td>25/7</td><td>3.3</td><td>2.5</td><td>0.4</td><td>0.4</td><td>.431</td><td>.645</td></tr></table>	YEAR	GP/GS	PPG	RPG	BPG	APG	FG%	FT%	2016-17	25/7	3.3	2.5	0.4	0.4	.431	.645	Career	25/7	3.3	2.5	0.4	0.4	.431	.645	<b>PLAYER NOTABLES:</b> <ul style="list-style-type: none"><li>Has an offensive board in six of the last eight games.</li><li>Pulled down at least one rebound in 21 straight games.</li><li>Had a career high four offensive rebounds at Missouri on Feb. 4.</li></ul>	<b>CAREER HIGHS</b> PTS: 9 - Southern Illinois (11/14/16) REB: 7 - at Texas A&M (1/17/17) BLK: 3 - (5x) last vs. Sam Houston State (12/20/16) AST: 2 - (3x) last vs. LSU (1/21/17)
YEAR	GP/GS	PPG	RPG	BPG	APG	FG%	FT%																						
2016-17	25/7	3.3	2.5	0.4	0.4	.431	.645																						
Career	25/7	3.3	2.5	0.4	0.4	.431	.645																						
12		BRACHEN <b>HAZEN</b> ■ FR ■ F ■ 6-8 ■ 195 Fort Wayne, Ind. ■ Columbia City HS	<table><tr><th>YEAR</th><th>GP/GS</th><th>PPG</th><th>APG</th><th>RPG</th><th>FG%</th><th>3FG%</th><th>FT%</th></tr><tr><td>2016-17</td><td>11/0</td><td>0.3</td><td>0.1</td><td>0.9</td><td>.200</td><td>.000</td><td>.250</td></tr><tr><td>Career</td><td>11/0</td><td>0.3</td><td>0.1</td><td>0.9</td><td>.200</td><td>.000</td><td>.250</td></tr></table>	YEAR	GP/GS	PPG	APG	RPG	FG%	3FG%	FT%	2016-17	11/0	0.3	0.1	0.9	.200	.000	.250	Career	11/0	0.3	0.1	0.9	.200	.000	.250	<b>PLAYER NOTABLES:</b> <ul style="list-style-type: none"><li>Had a tip-in off an offensive rebound vs. Austin Peay.</li><li>Ranked as the No. 7 player in the state of Indiana.</li><li>Had five rebounds in seven minutes of action against Sam Houston State in North Little Rock.</li></ul>	<b>CAREER HIGHS</b> PTS: 2 - Austin Peay (12/3/16) AST: 1 - Sam Houston State (12/22/16) REB: 5 - Sam Houston State (12/22/16) 3FGM: --
YEAR	GP/GS	PPG	APG	RPG	FG%	3FG%	FT%																						
2016-17	11/0	0.3	0.1	0.9	.200	.000	.250																						
Career	11/0	0.3	0.1	0.9	.200	.000	.250																						
13		DUSTIN <b>THOMAS</b> ■ R-JR ■ F ■ 6-8 ■ 225 Texarkana, Texas ■ University of Colorado	<table><tr><th>YEAR</th><th>GP/GS</th><th>PPG</th><th>RPG</th><th>BPG</th><th>SPG</th><th>FG%</th><th>FT%</th></tr><tr><td>2016-17</td><td>25/17</td><td>5.6</td><td>4.2</td><td>0.2</td><td>0.6</td><td>.485</td><td>.691</td></tr><tr><td>Career</td><td>92/34</td><td>4.4</td><td>2.9</td><td>0.2</td><td>0.4</td><td>.448</td><td>.640</td></tr></table>	YEAR	GP/GS	PPG	RPG	BPG	SPG	FG%	FT%	2016-17	25/17	5.6	4.2	0.2	0.6	.485	.691	Career	92/34	4.4	2.9	0.2	0.4	.448	.640	<b>PLAYER NOTABLES:</b> <ul style="list-style-type: none"><li>Has scored 8+ points in nine games this season.</li><li>Recorded 10 pts and 6 rbs in his first start as a Razorback.</li><li>Had seven first half rebounds against Sam Houston State.</li><li>Sat out last season after transferring from Colorado.</li></ul>	<b>CAREER HIGHS</b> PTS: 17 - USC (1/4/15) REB: 9 - at LSU (2/11/17) BLK: 2 - (2x) last vs. California (2/12/15) STL: 3 - (2x) last at LSU (2/11/17)
YEAR	GP/GS	PPG	RPG	BPG	SPG	FG%	FT%																						
2016-17	25/17	5.6	4.2	0.2	0.6	.485	.691																						
Career	92/34	4.4	2.9	0.2	0.4	.448	.640																						
21		MANUALE <b>WATKINS</b> ■ SR ■ G ■ 6-3 ■ 222 Fayetteville, Ark. ■ Fayetteville HS	<table><tr><th>YEAR</th><th>GP/GS</th><th>PPG</th><th>APG</th><th>RPG</th><th>SPG</th><th>FG%</th><th>FT%</th></tr><tr><td>2016-17</td><td>25/12</td><td>5.8</td><td>1.8</td><td>3.7</td><td>1.3</td><td>.555</td><td>.577</td></tr><tr><td>Career</td><td>101/21</td><td>4.0</td><td>1.5</td><td>2.6</td><td>1.0</td><td>.521</td><td>.592</td></tr></table>	YEAR	GP/GS	PPG	APG	RPG	SPG	FG%	FT%	2016-17	25/12	5.8	1.8	3.7	1.3	.555	.577	Career	101/21	4.0	1.5	2.6	1.0	.521	.592	<b>PLAYER NOTABLES:</b> <ul style="list-style-type: none"><li>Has 13 TO's in 520 mins. of action or 1.0 TO every 40.0 mins.</li><li>Leads the team with 33 steals.</li><li>Third on the team in rebounding, averaging 3.7 rebounds per game.</li></ul>	<b>CAREER HIGHS</b> PTS: 14 - (2x) last at Wake Forest (12/4/15) AST: 5 - (2x) last vs. Northwestern St. (12/1/15) REB: 9 - Northwestern St. (12/1/15) STL: 5 - Wake Forest (11/19/14)
YEAR	GP/GS	PPG	APG	RPG	SPG	FG%	FT%																						
2016-17	25/12	5.8	1.8	3.7	1.3	.555	.577																						
Career	101/21	4.0	1.5	2.6	1.0	.521	.592																						
23		C.J. <b>JONES</b> ■ FR ■ G ■ 6-5 ■ 175 Birmingham, Ala. ■ Central Park Christian	<table><tr><th>YEAR</th><th>GP/GS</th><th>PPG</th><th>APG</th><th>SPG</th><th>FG%</th><th>3FG%</th><th>FT%</th></tr><tr><td>2016-17</td><td>15/0</td><td>3.4</td><td>0.4</td><td>0.1</td><td>.486</td><td>.522</td><td>.714</td></tr><tr><td>Career</td><td>15/0</td><td>3.4</td><td>0.4</td><td>0.1</td><td>.486</td><td>.522</td><td>.714</td></tr></table>	YEAR	GP/GS	PPG	APG	SPG	FG%	3FG%	FT%	2016-17	15/0	3.4	0.4	0.1	.486	.522	.714	Career	15/0	3.4	0.4	0.1	.486	.522	.714	<b>PLAYER NOTABLES:</b> <ul style="list-style-type: none"><li>36 of his 51 points this season have come from three's.</li><li>Averaged 28 ppg, 6 rpg, 4 apg and 3 spg as a senior.</li><li>Had 11 points vs. Austin Peay on 4-of-6 shooting, 3-of-4 from behind the arc. Is shooting 50.0 percent from the field.</li></ul>	<b>CAREER HIGHS</b> PTS: 11 - (2x) last vs. Austin Peay (12/3/16) AST: 2 - Austin Peay (12/3/16) STL: 1 - Missouri (1/14/17) 3FGM: 3 - Austin Peay (12/3/16)
YEAR	GP/GS	PPG	APG	SPG	FG%	3FG%	FT%																						
2016-17	15/0	3.4	0.4	0.1	.486	.522	.714																						
Career	15/0	3.4	0.4	0.1	.486	.522	.714																						
31		ANTON <b>BEARD</b> ■ JR ■ G ■ 6-0 ■ 198 North Little Rock, Ark. ■ North Little Rock HS	<table><tr><th>YEAR</th><th>GP/GS</th><th>PPG</th><th>APG</th><th>SPG</th><th>FG%</th><th>3FG%</th><th>FT%</th></tr><tr><td>2016-17</td><td>25/11</td><td>8.8</td><td>2.2</td><td>1.0</td><td>.433</td><td>.394</td><td>.757</td></tr><tr><td>Career</td><td>83/28</td><td>7.0</td><td>1.8</td><td>1.0</td><td>.388</td><td>.345</td><td>.689</td></tr></table>	YEAR	GP/GS	PPG	APG	SPG	FG%	3FG%	FT%	2016-17	25/11	8.8	2.2	1.0	.433	.394	.757	Career	83/28	7.0	1.8	1.0	.388	.345	.689	<b>PLAYER NOTABLES:</b> <ul style="list-style-type: none"><li>Pulled down multiple rebounds in six of the last 10 games.</li><li>Has multiple assists in 16 games this year.</li><li>Scored 10+ points in 10 of the last 15 games.</li><li>Had 7 dimes against LSU, most by a Razorback this year.</li></ul>	<b>CAREER HIGHS</b> PTS: 18 - at Georgia (1/23/16) AST: 7 - LSU (1/21/17) STL: 5 - Milwaukee (12/22/14) 3FGM: 4 - at Ole Miss (2/14/15)
YEAR	GP/GS	PPG	APG	SPG	FG%	3FG%	FT%																						
2016-17	25/11	8.8	2.2	1.0	.433	.394	.757																						
Career	83/28	7.0	1.8	1.0	.388	.345	.689																						
33		MOSES <b>KINGSLEY</b> ■ SR ■ F ■ 6-10 ■ 230 Abuja, Nigeria ■ Huntington Prep (W.Va.)	<table><tr><th>YEAR</th><th>GP/GS</th><th>PPG</th><th>RPG</th><th>BPG</th><th>SPG</th><th>FG%</th><th>FT%</th></tr><tr><td>2016-17</td><td>25/25</td><td>11.7</td><td>7.5</td><td>2.6</td><td>0.8</td><td>.460</td><td>.734</td></tr><tr><td>Career</td><td>125/60</td><td>8.5</td><td>5.4</td><td>1.8</td><td>0.7</td><td>.512</td><td>.663</td></tr></table>	YEAR	GP/GS	PPG	RPG	BPG	SPG	FG%	FT%	2016-17	25/25	11.7	7.5	2.6	0.8	.460	.734	Career	125/60	8.5	5.4	1.8	0.7	.512	.663	<b>PLAYER NOTABLES:</b> <ul style="list-style-type: none"><li>Is second in the SEC in career double-doubles with 21.</li><li>Is 15th in the country with 2.64 blocks per game.</li><li>Named to the Wooden Award Watch List.</li><li>Has 3+ blocks in 13 games this season.</li></ul>	<b>CAREER HIGHS</b> PTS: 26 - at Dayton (12/30/15) REB: 14 - (3x) last vs. #25 Florida (12/29/16) BLK: 8 - Tennessee Tech (12/12/15) STL: 4 - Auburn (2/17/16)
YEAR	GP/GS	PPG	RPG	BPG	SPG	FG%	FT%																						
2016-17	25/25	11.7	7.5	2.6	0.8	.460	.734																						
Career	125/60	8.5	5.4	1.8	0.7	.512	.663																						
HC		 1980-82 - Student-Athlete  1982-85 - Volunteer Assistant  1985-89 - Volunteer Assistant 1989-00 - Assistant Coach 2000-02 - Assistant Head Coach  2002-06 - Head Coach 89-41 (.680)  2006-11 - Head Coach 111-57 (.660)  2011-Present - Head Coach 120-71 (.628)																											